

A visualization of the cosmic web, showing a complex network of dark matter filaments and clusters. The filaments are represented by thin, glowing orange lines that intersect at nodes, forming a web-like structure. The background is a deep orange color, and the overall appearance is that of a vast, interconnected network of matter in the universe.

# Lyman- $\alpha$ quasar spectra as cosmological probes

**MATTEO VIEL**  
INAF & INFN – Trieste

IAP CONFERENCE - Paris 11 July 2008

# The (cosmological) QSO data sets

The Croft et al. (02) sample: 53 QSO spectra (30 at high res from Keck and 23 low.res)


Tytler et al. (04): 77 low resolution low S/N spectra (KAST spectrograph) at  $\langle z \rangle = 1.9$

**The LUQAS sample:** Large Uves Quasar Absorption Spectra part of the ESO Large programme by J. Bergeron - 27 high.res and high S/N spectra at  $\langle z \rangle = 2.125$  and  $\langle z \rangle = 2.72$  -- Kim et al. (2004)

**The SDSS QSOs** (release 1&2): 3300 low. resolution and low S/N QSO spectra  $z = 2.2 - 4.2$ . McDonald et al. (2005)

**Becker et al. (07) sample:** 55 high.res. Spectra spanning  $z = 2 - 6.4$

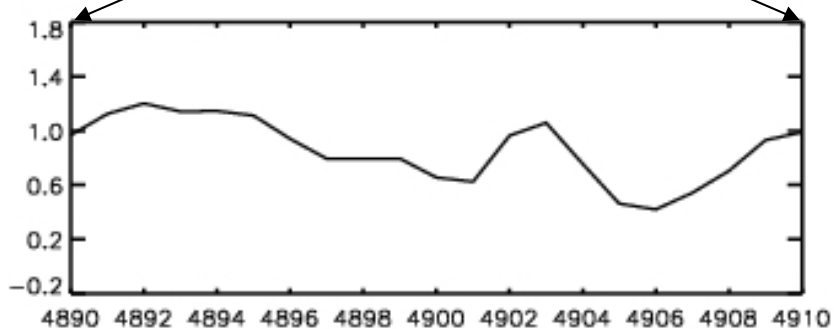
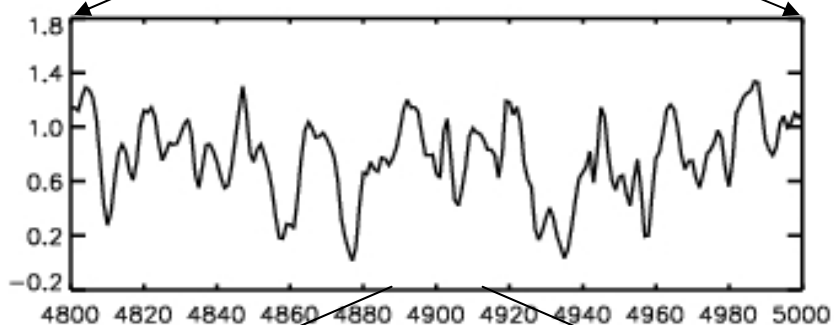
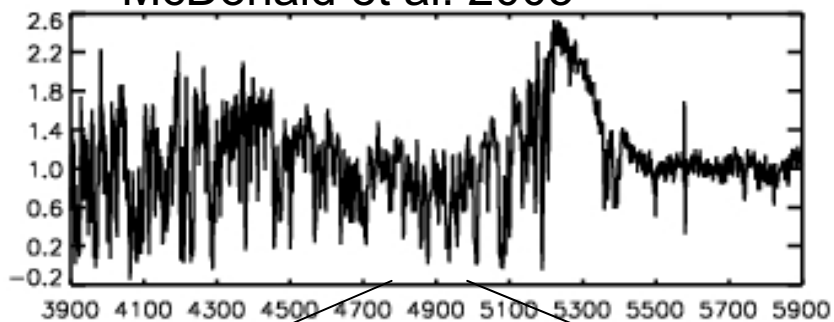
# The data sets-II



# SDSS vs LUQAS



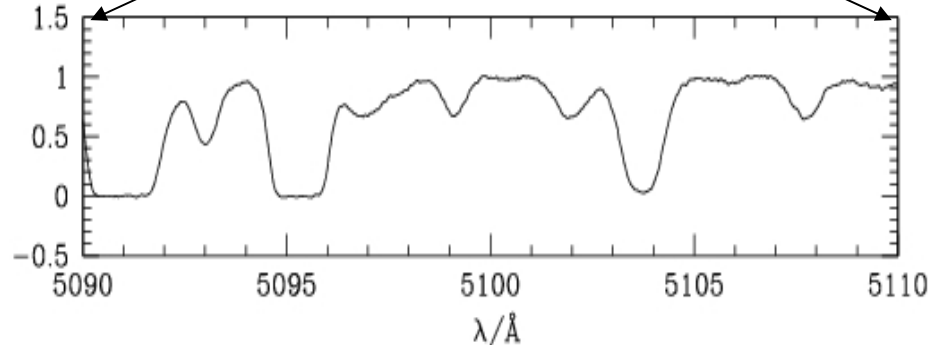
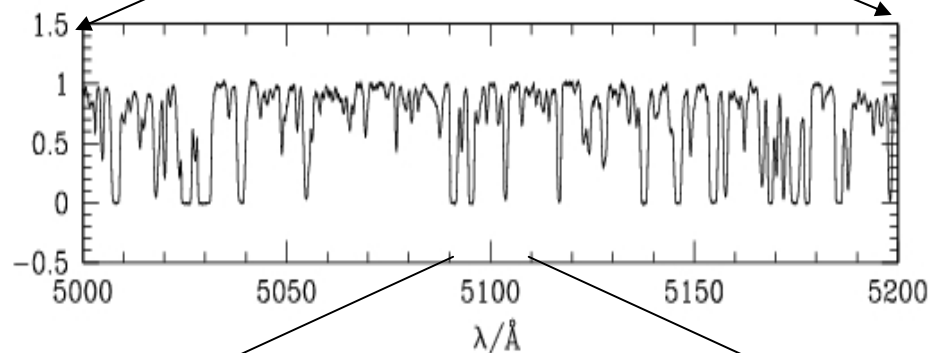
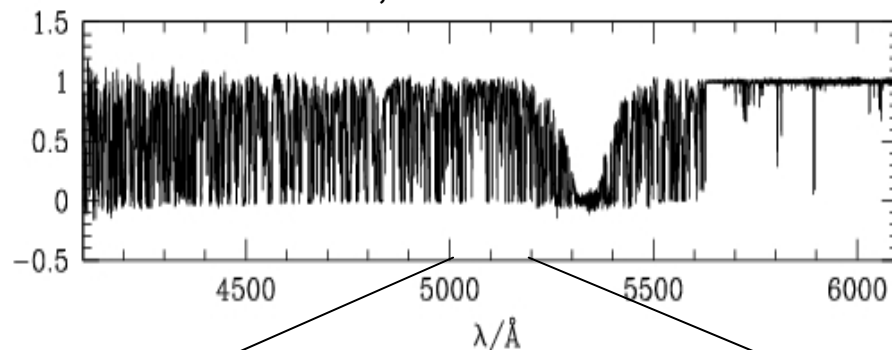
McDonald et al. 2005



SDSS

3035 LOW RESOLUTION LOW S/N

Kim, MV et al. 2004

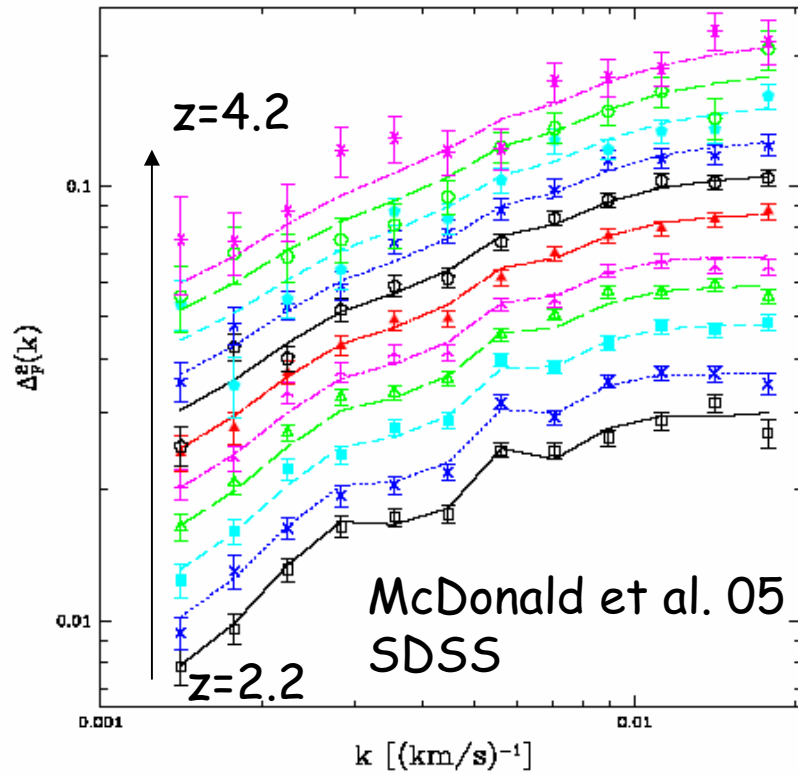


LUQAS

30 HIGH RESOLUTION HIGH S/N

vs

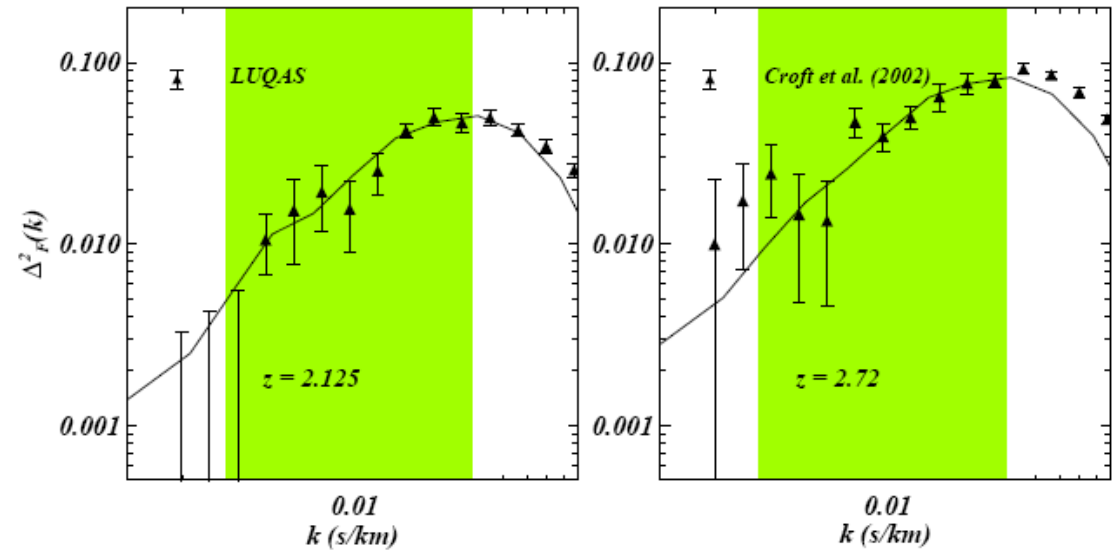
# The data sets: the flux power -III



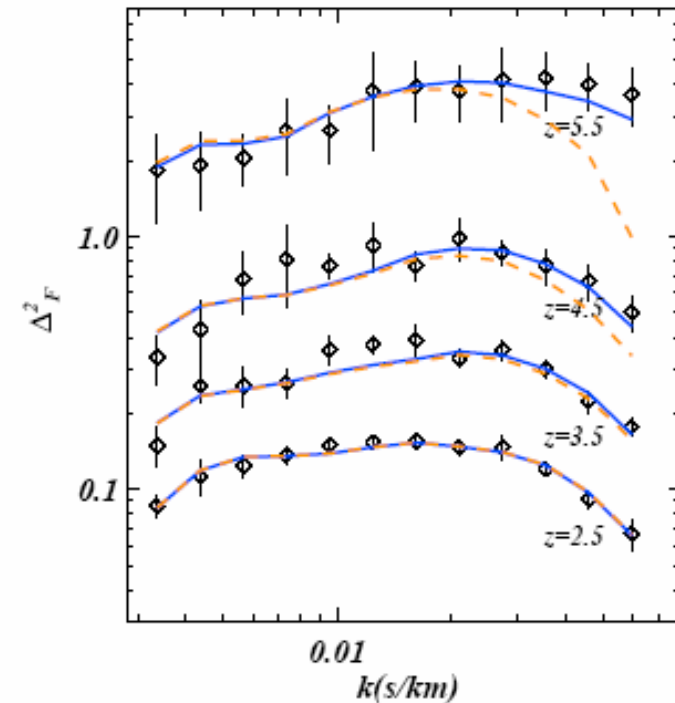
Main systematics:

continuum fitting + metal contamination + mean flux level determination

Viel, Haehnelt & Springel 04



Viel et al. 08

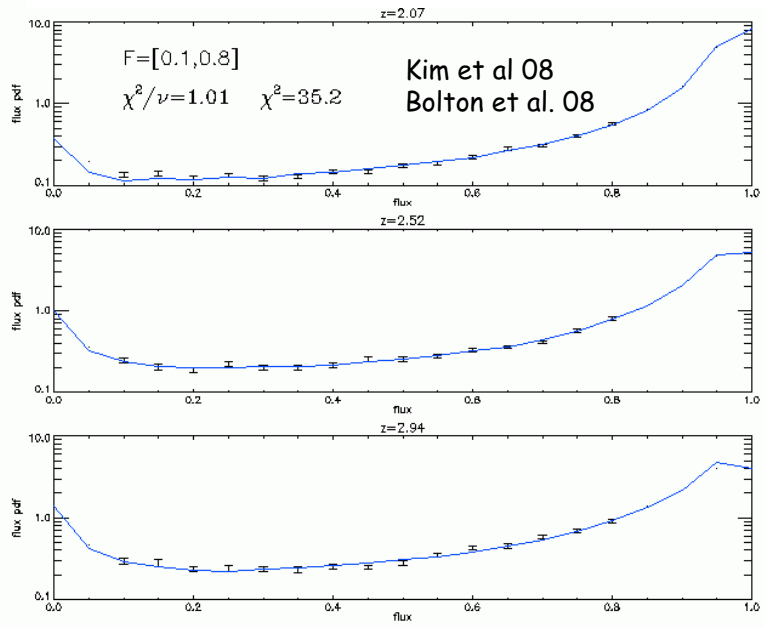
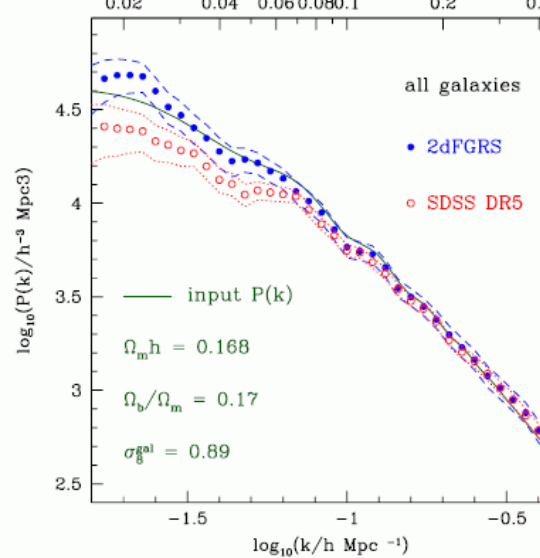
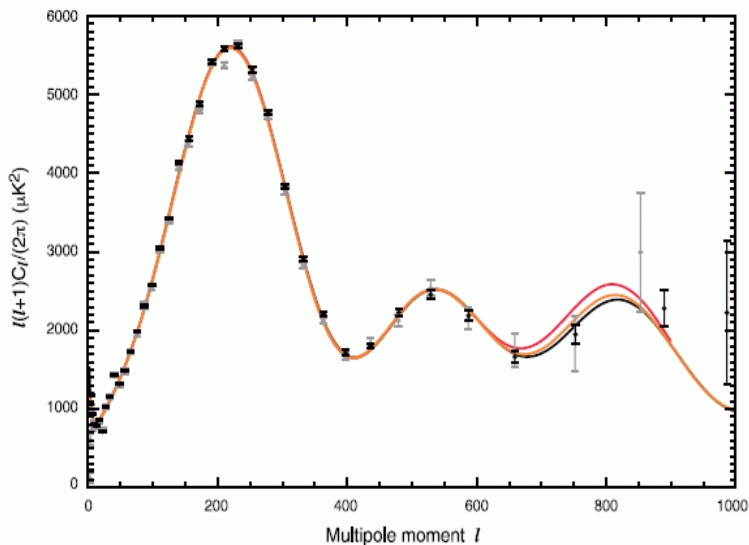
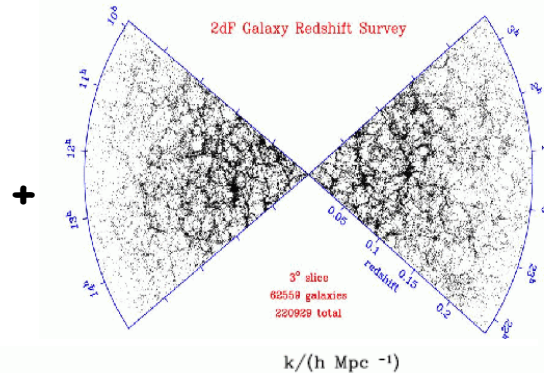



# The interpretation: full grid of sims - I

SDSS power analysed by forward modelling motivated by the huge amount of data with small statistical errors

CMB: Spergel et al. (05)

Galaxy P(k): Sanchez & Cole (07)



Cosmological parameters

+

e.g. bias

# The interpretation: flux derivatives - II

Independent analysis of SDSS power

The flux power spectrum is a smooth function of  $k$  and  $z$

Viel & Haehnelt 06: interpolate sparse grid of full hydrodynamical (slow) simulations



Flux power

$$P_F(k, z; \mathbf{p}) = \underbrace{P_F(k, z; \mathbf{p}^0)}_{\text{Best fit}} + \sum_{i=1, N} \left. \frac{\partial P_F(k, z; p_i)}{\partial p_i} \right|_{\mathbf{p} = \mathbf{p}^0} (p_i - p_i^0)$$

$\mathbf{p}$ : astrophysical and cosmological parameters

but even resolution and/or box size effects if you want to save CPU time

# RESULTS

POWER SPECTRUM AND NEUTRINOS

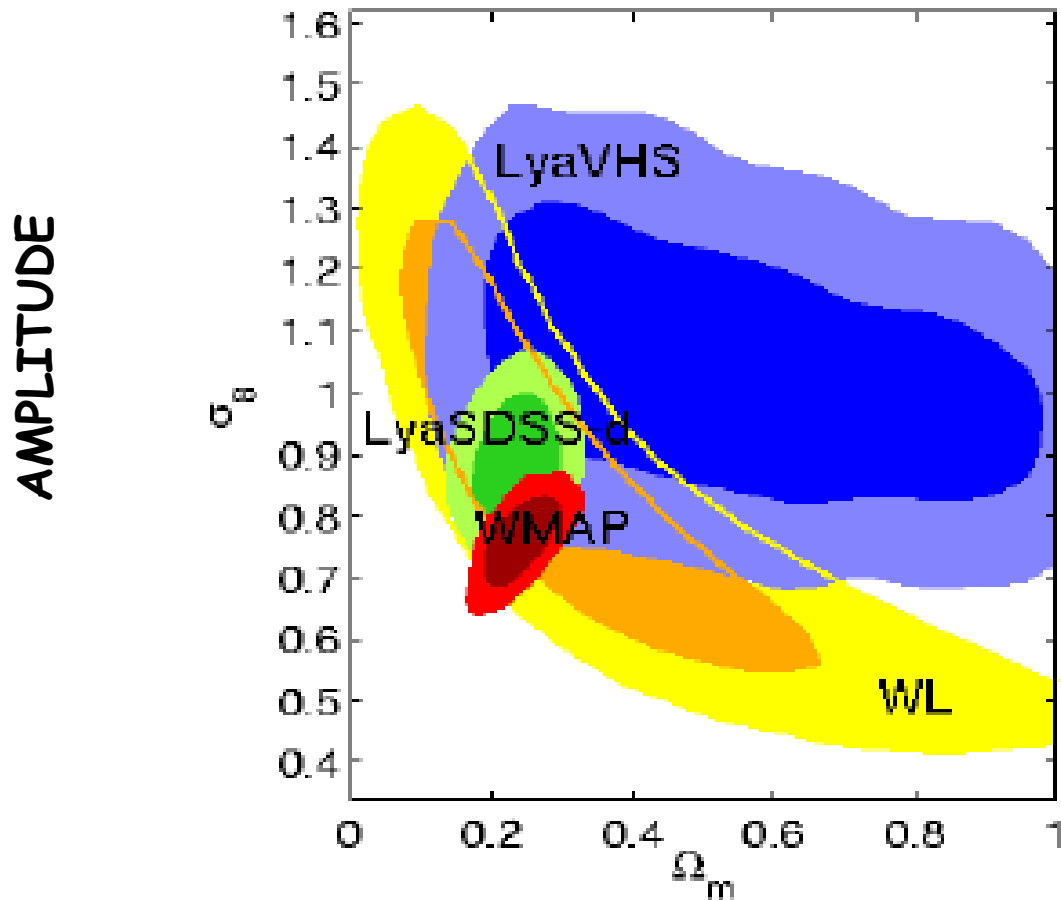
# Lyman- $\alpha$ forest + Weak Lensing + WMAP 3yrs

VHS-LUQAS: high res Ly- $\alpha$  from (Viel, Haehnelt, Springel 2004)

SDSS-d: re-analysis of low res data SDSS (Viel & Haehnelt 2006)

WL: COSMOS-3D survey Weak Lensing (Massey et al. 2007) 1.64 sq degree  
public available weak lensing COSMOMC module

<http://www.astro.caltech.edu/~rjm/cosmos/cosmomc/>



MATTER DENSITY

SPECTRAL INDEX



# Lyman- $\alpha$ forest + Weak Lensing + WMAP 3yrs

Lesgourgues, MV, Haehnelt, Massey, 2007, JCAP, 8, 11

	WL+WMAP3+Ly $\alpha$ VHS	WL+WMAP3+Ly $\alpha$ SDSS-d
$\sigma_8$	$0.822 \pm 0.032$	$0.800 \pm 0.023$
$n_s$	$0.960 \pm 0.016$	$0.971 \pm 0.011$
$\Omega_{0m}$	$0.282 \pm 0.026$	$0.247 \pm 0.016$
$h$	$0.700 \pm 0.022$	$0.730 \pm 0.016$
$\tau$	$0.094 \pm 0.028$	$0.109 \pm 0.026$

$|dn/d\ln k| < 0.021$

## WMAP 5yrs

WMAP5only Dunkley et al. 08

$$\sigma_8 = 0.796 \pm 0.036$$

$$n_s = 0.963 \pm 0.015$$

$$\Omega_m = 0.258 \pm 0.030$$

$$h = 71.9 \pm 2.7$$

$$\tau = 0.087 \pm 0.017$$

$$dn/d\ln k = -0.037 \pm 0.028$$

WMAP5+BAO+SN Komatsu et al. 08

$$\sigma_8 = 0.817 \pm 0.026$$

$$n_s = 0.960 \pm 0.014$$

$$h = 70.1 \pm 1.3$$

$$\tau = 0.084 \pm 0.016$$

with Lyman- $\alpha$  factor 2 improvements on the running

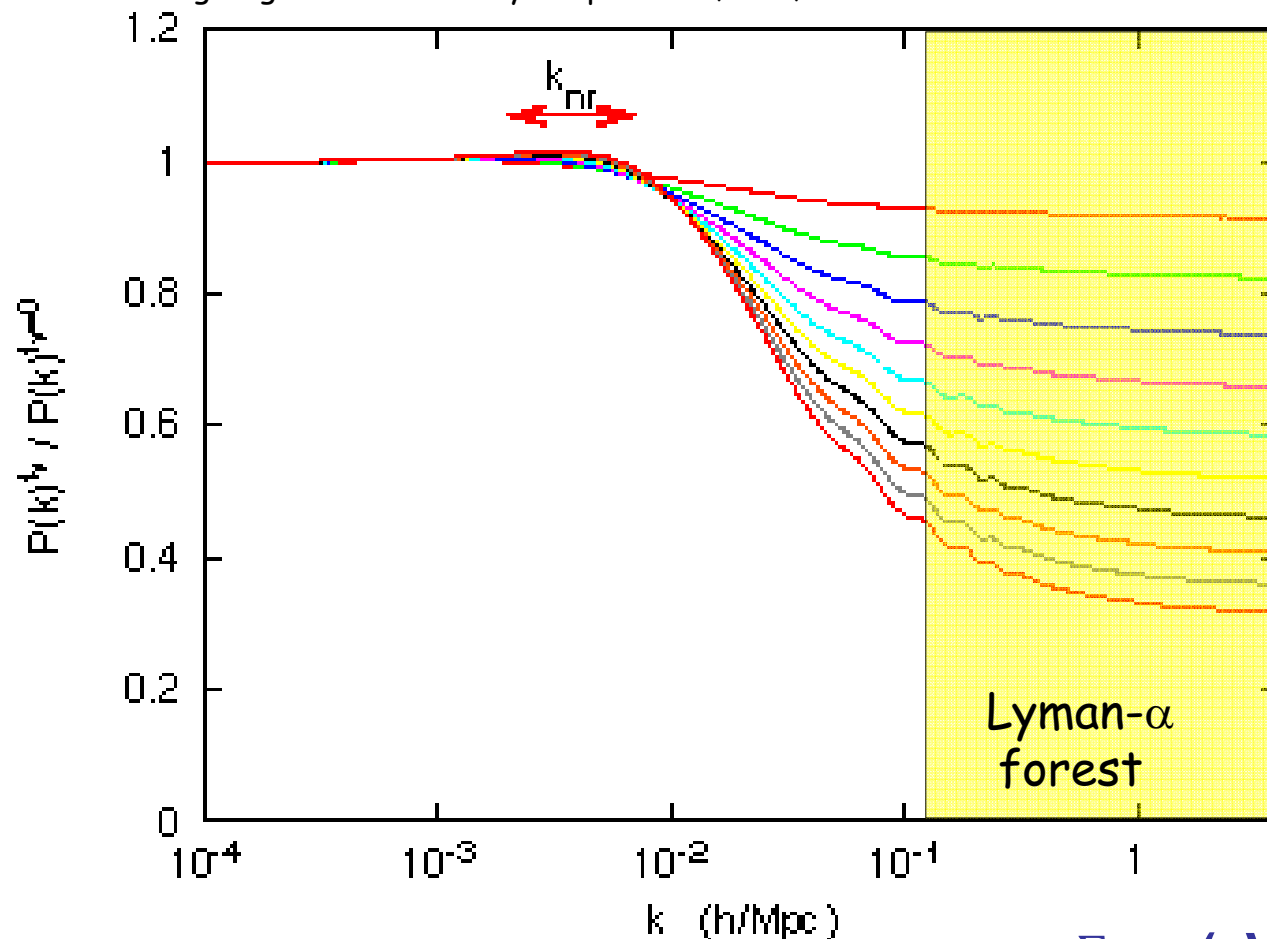
# Summary (highlights) of results

1. Tightest constraints to date on neutrino masses and running of the spectral index  
Seljak, Slosar, McDonald JCAP (2006) 10 014
2. Tightest constraints to date on the coldness of cold dark matter  
MV et al., Phys.Rev.Lett. 100 (2008) 041304

# Active neutrinos

$$k_{nr} \simeq 0.018 \Omega_m^{1/2} \left( \frac{m}{1 \text{ eV}} \right)^{1/2} h \text{ Mpc}^{-1}$$

Lesgourgues & Pastor Phys.Rept. 2006, 429, 307



$$\Sigma m_\nu = 0.138 \text{ eV}$$

$$\Sigma m_\nu = 1.38 \text{ eV}$$

$$\Sigma m_\nu \text{ (eV)} < 0.17 \text{ (95 \% C.L.)}$$

$$r < 0.22 \text{ (95 \% C.L.)}$$

$$\text{running} = -0.015 \pm 0.012$$

$$N_{\text{eff}} = 5.2 \text{ (3.2 without Ly } \alpha)$$

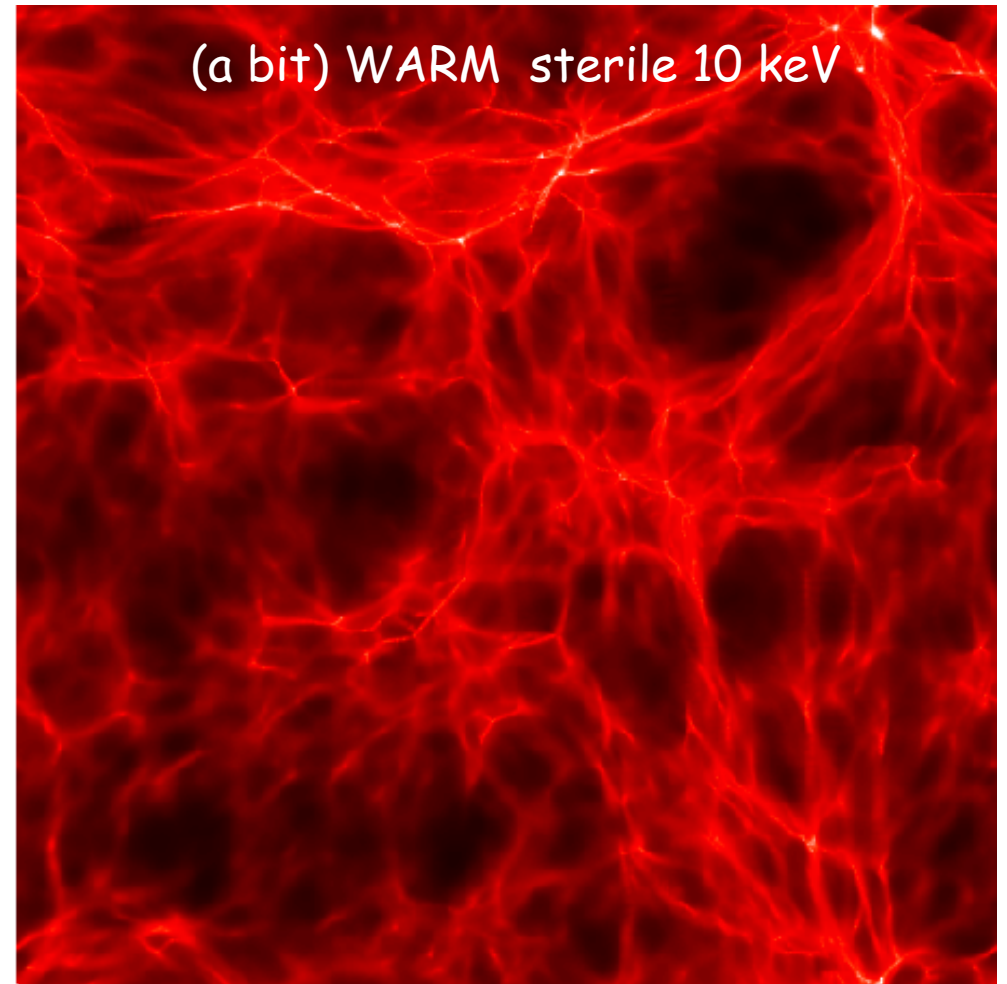
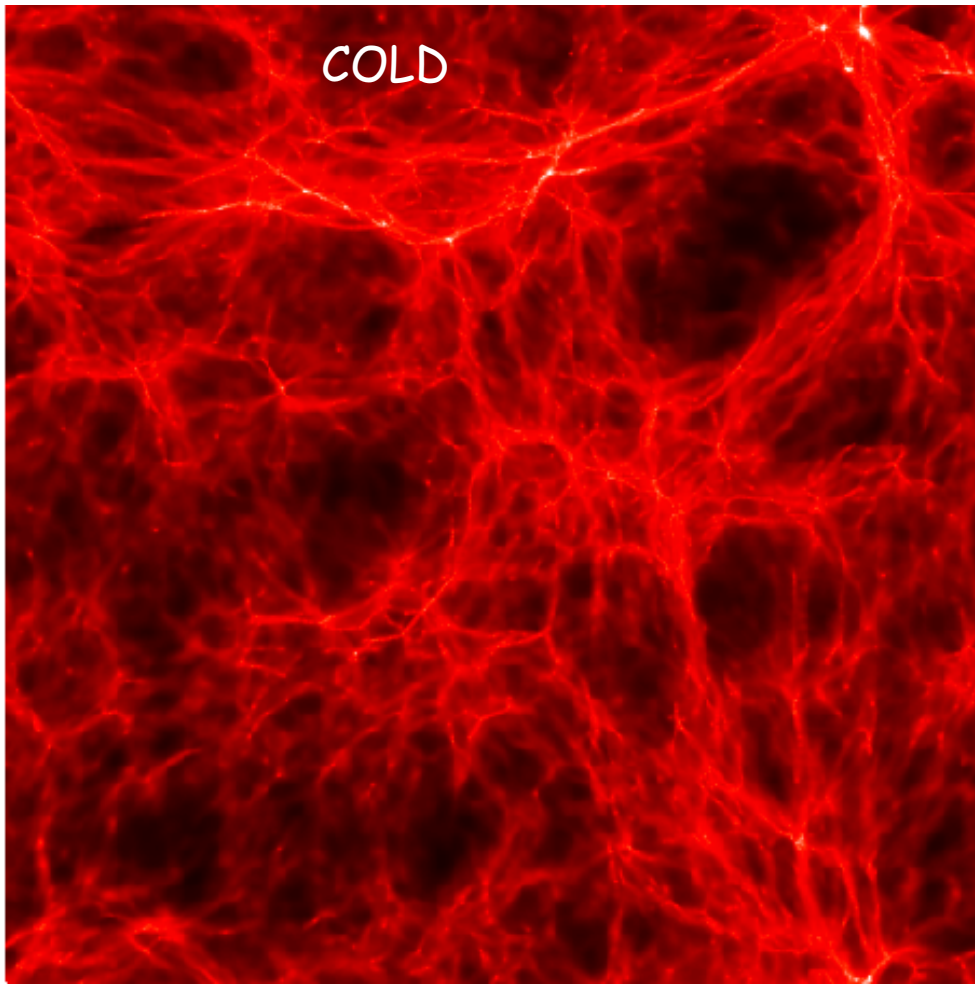
**CMB + SN + SDSS gal+ SDSS Ly- $\alpha$**

Seljak et al. 2006

$$v_{\text{th}} \equiv \frac{\langle p \rangle}{m} \simeq \frac{3T_\nu}{m} = \frac{3T_\nu^0}{m} \left( \frac{a_0}{a} \right) \simeq 150(1+z) \left( \frac{1 \text{ eV}}{m} \right) \text{ km s}^{-1}$$

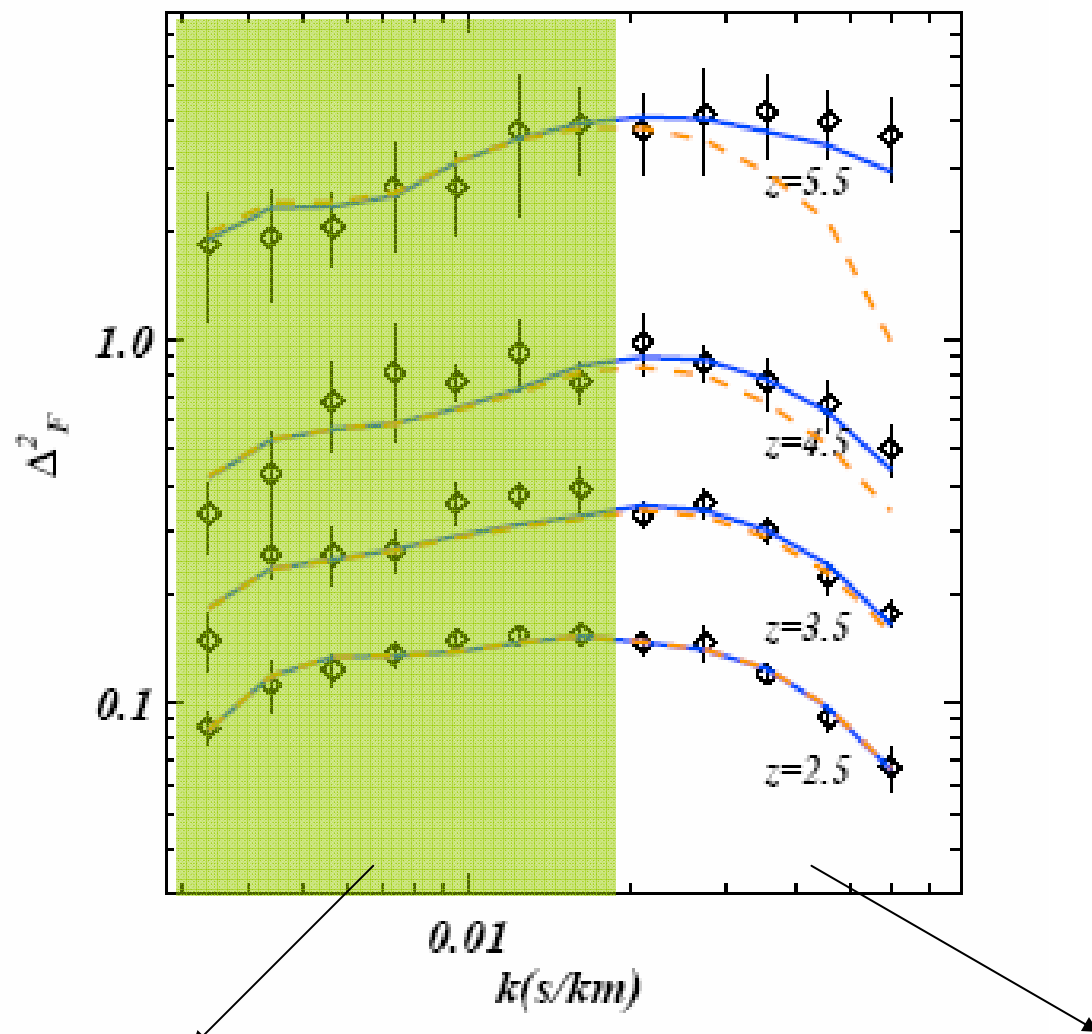
$$k_{FS}(t) = \left( \frac{4\pi G \bar{\rho}(t) a^2(t)}{v_{\text{th}}^2(t)} \right)^{1/2}, \quad \lambda_{FS}(t) = 2\pi \frac{a(t)}{k_{FS}(t)} = 2\pi \sqrt{\frac{2}{3}} \frac{v_{\text{th}}(t)}{H(t)}$$

Little room for standard warm dark matter scenarios.....  
... the cosmic web is likely to be quite "cold"



# Lyman- $\alpha$ and Warm Dark Matter

MV, Becker, Bolton, Haehnelt, Rauch,  
Sargent, Phys.Rev.Lett. 100 (2008) 041304



SDSS + HIRES data

(SDSS still very constraining!)

Tightest constraints on mass of  
WDM particles to date:

$m_{\text{WDM}} > 4 \text{ keV}$  (early decoupled  
thermal relics)

$m_{\text{sterile}} > 28 \text{ keV}$  (standard Dodelson-  
Widrow mechanism)

SDSS range

Completely new small scale regime

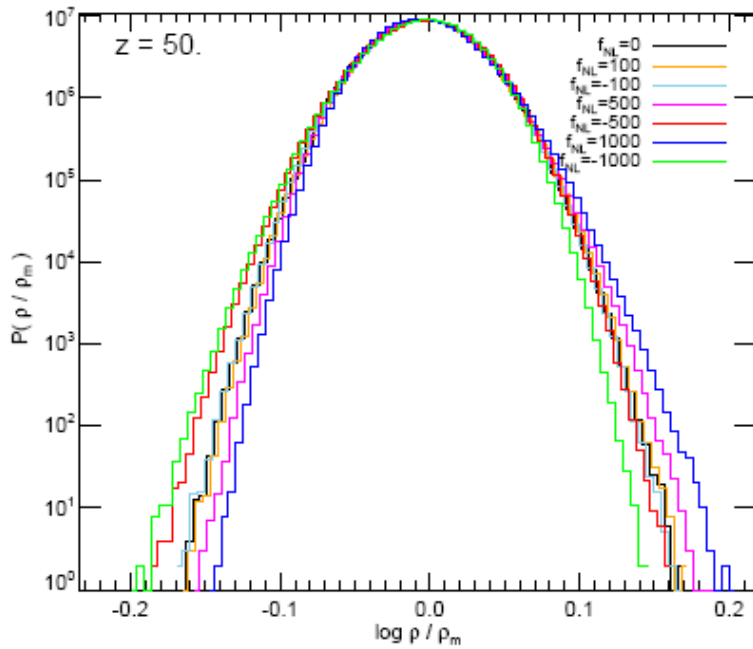
**SEARCHING**

**FOR**

**NON-GAUSSIANITIES**

# Non-Gaussianities in the IGM - I

## DARK MATTER



Grossi et al. 2008

$$\Phi = \Phi_L + f_{NL} (\Phi_L^2 - \langle \Phi_L^2 \rangle)$$

CMB constraints (Komatsu et al.):

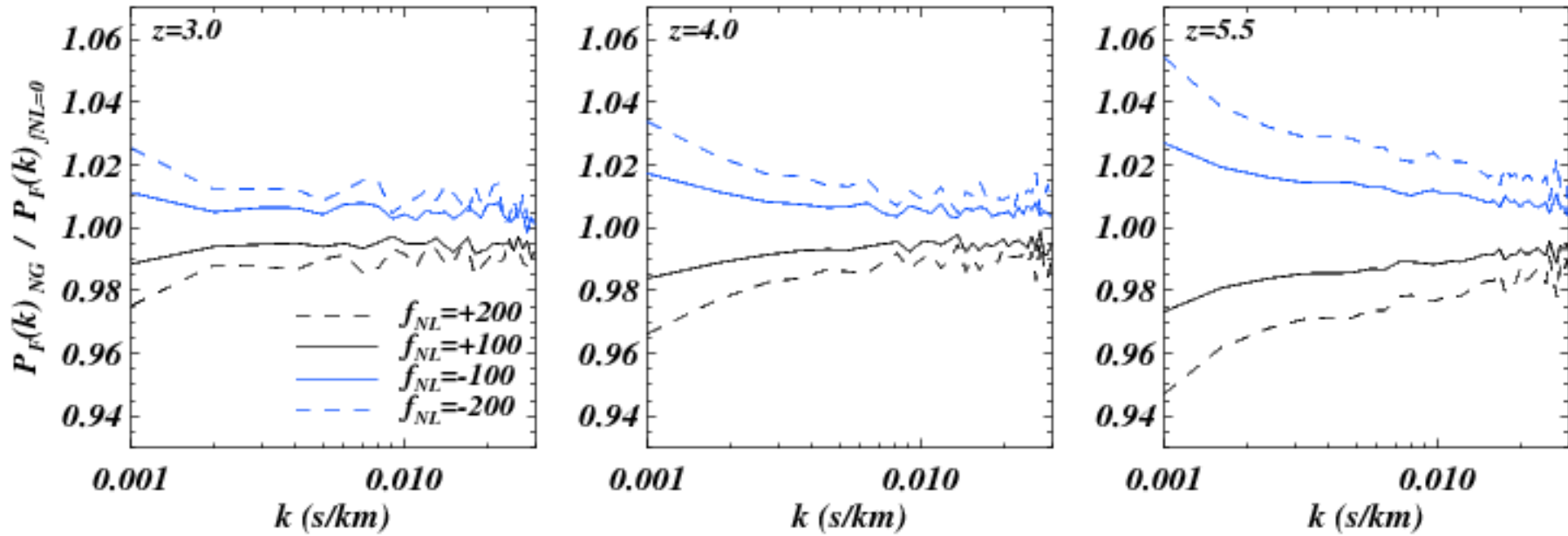
local model  $-9 < f_{NL} < 111$

Equilateral model  $-151 < f_{NL} < 253$

# Non-Gaussianities in the IGM - II

## FLUX POWER SPECTRUM

Statistical obs. error 0.6%





# Non-Gaussianities in the IGM - III

Lots of astrophysical information in the high-redshift flux bispectrum

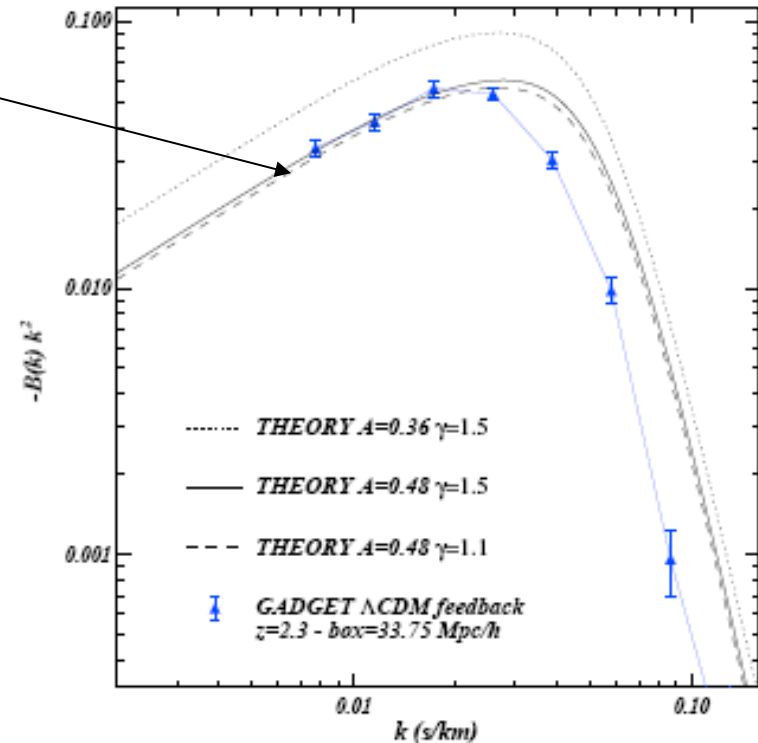
$$F = \exp[-A(1 + \delta_{IGM})^\beta]$$

$$\delta F \approx b_1[\delta^{(1)}(\mathbf{x}) + \delta^{(2)}(\mathbf{x})] + \frac{b_2}{2}\delta^{(1)2}(\mathbf{x}) \quad \text{with } b_1 = -A\beta \text{ and } b_2 = -A\beta(\beta - 1 - A\beta)$$

$$\begin{aligned} B(k_1, k_2, k_3) &= \left(\frac{12}{7}c_1 + c_2\right)p(k_1)p(k_2) \\ &+ c_1\left[(k_1k_2 - \frac{2}{7}k_1^2)p^{(-1)}(k_1)p(k_2)\right. \\ &+ (k_2k_1 - \frac{2}{7}k_2^2)p^{(-1)}(k_2)p(k_1) \\ &\left.+ \frac{6}{7}k_1^2k_2^2p^{(-1)}(k_1)p^{(-1)}(k_2)\right] + \text{cyc.}(1, 2, 3) \end{aligned}$$

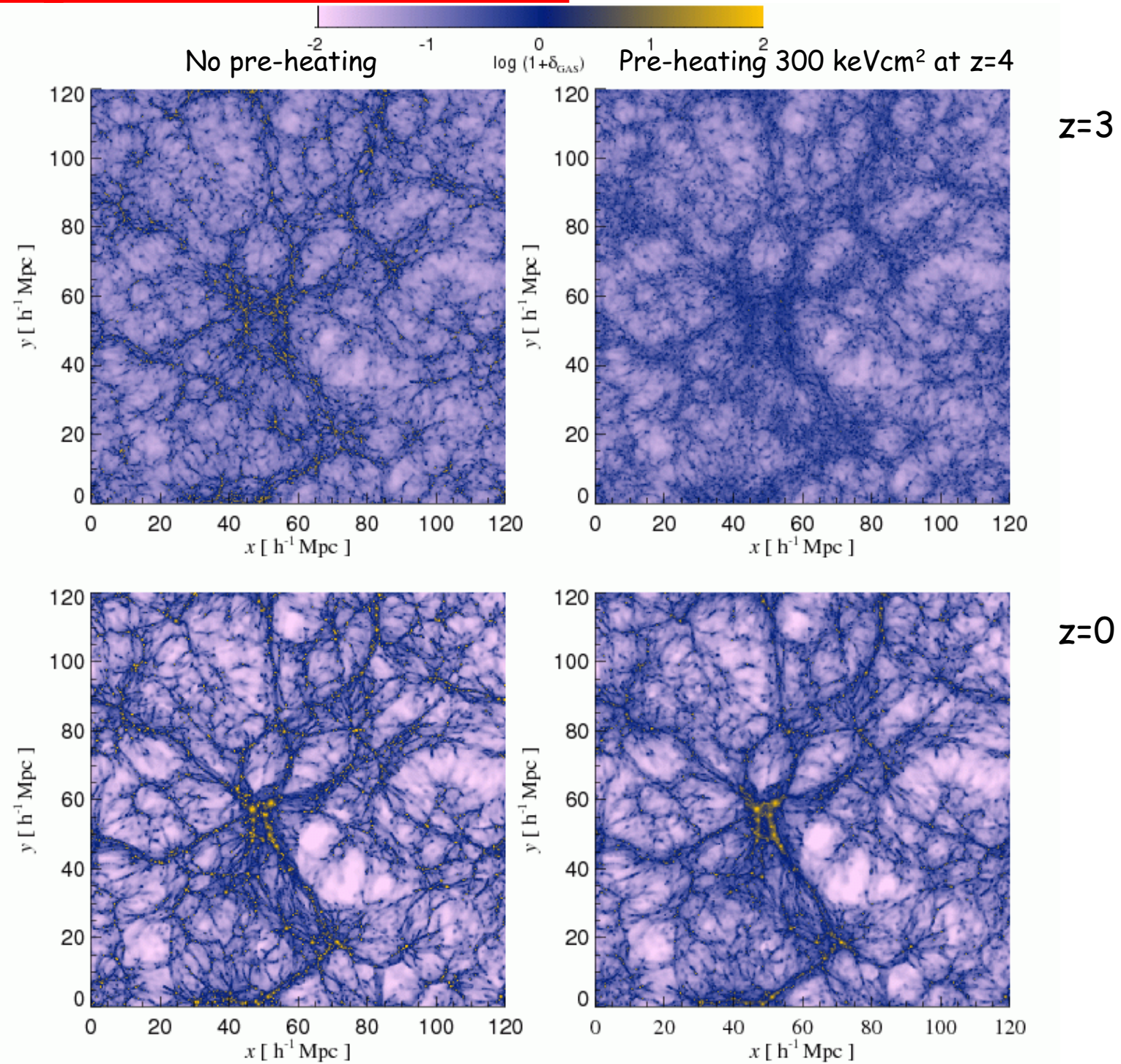
where  $c_1 = 1/b_1$ ,  $c_2 = b_2/b_1^2$ .

$$p^{(\ell)}(k) = |k|^{2\ell} p(k) + 2\ell \int_{|k|}^{\infty} dq q^{-2\ell-1} p(q)$$



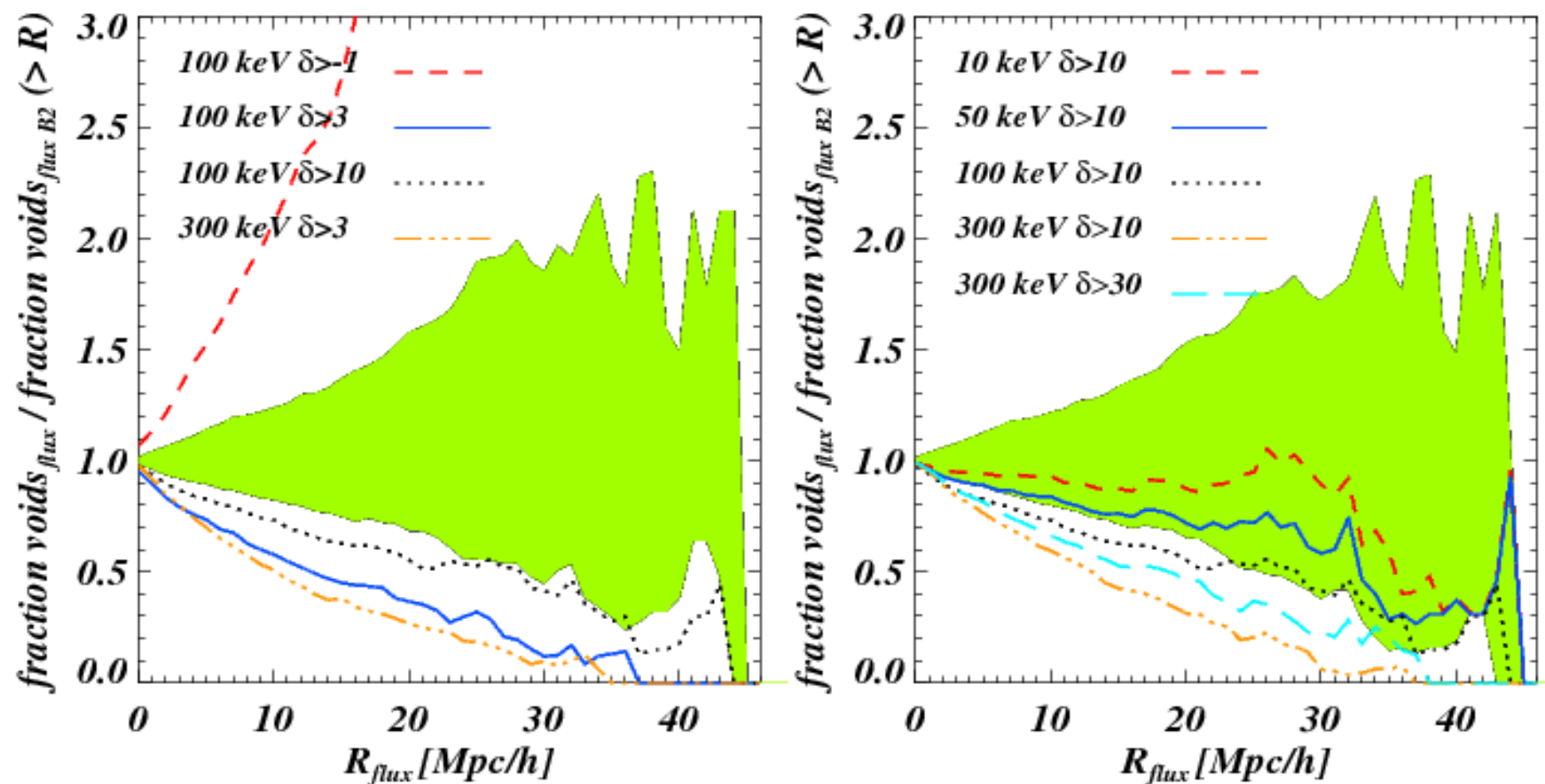
**EVOLUTION  
OF  
A PRE-HEATED  
IGM**

# Preheating the IGM at $z=4$ - I



# Preheating the high-redshift IGM - II

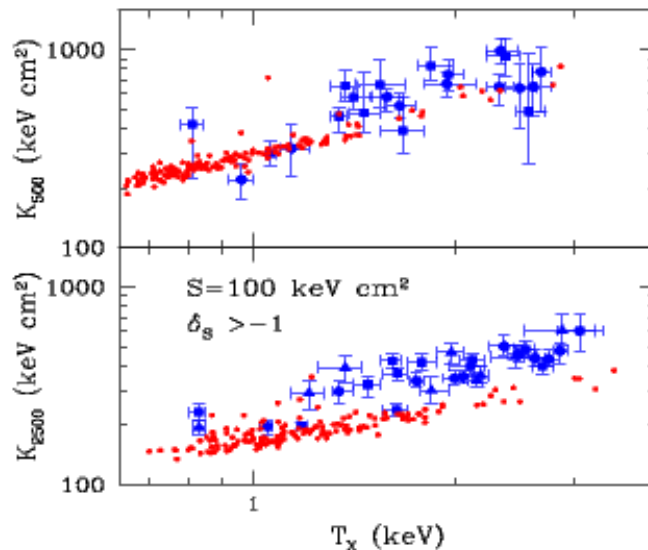
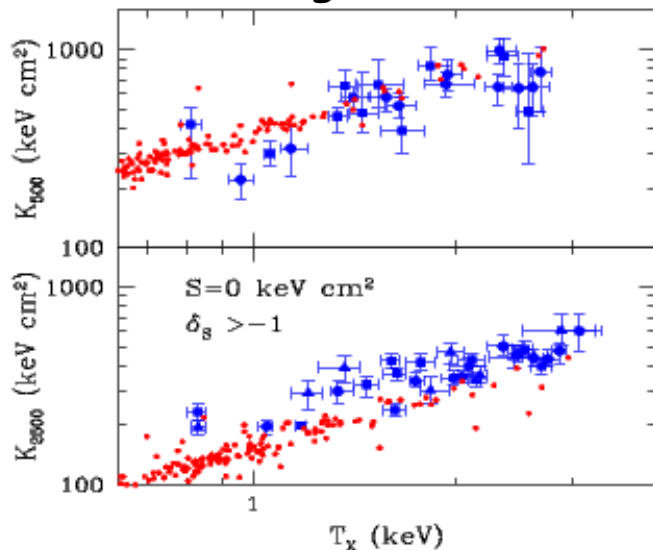
Voids in the flux distribution    Viel, Colberg, Kim 2008 - Borgani & Viel in prep



# Preheating the high-redshift IGM - III

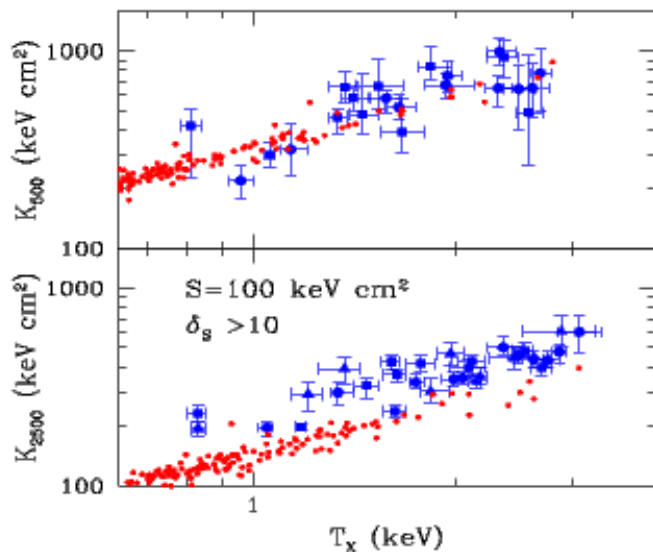
No heating

$R_{500}$

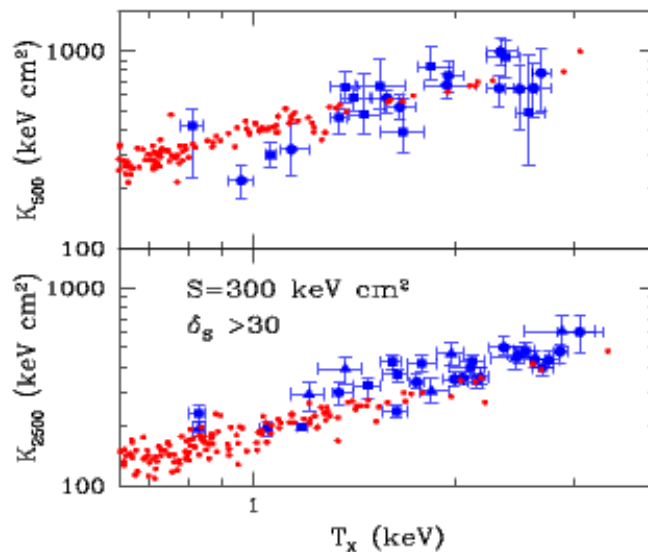


Red: simulations  
Blue: Sun et al. 08  
CHANDRA data

$R_{500}$



$R_{2500}$



# SUMMARY

- Lyman- $\alpha$  forest is an important cosmological probe at a unique range of scales and redshifts
- Current limitations are theoretical (more reliable simulations are needed for example for neutrino species) and statistical errors are smaller than systematic ones
- Need to fit all the IGM statistics at once (mean flux + flux pdf + flux power + flux bispectrum + ... )
- Perspectives for searching non Gaussian signal
- IGM poorly known thermal state could be constrained also from the  $z < 1$  evolution and by the ICM properties