

Probing the star-formation history using redshift evolution of luminosity functions

Raghunathan Srianand

with

Saumyadip Samui & **Kandaswamy Subramanian**
Inter-University Center for Astronomy & Astrophysics,
Pune - India

semi-analytic modeling the SFR

Modified Press-Schechter (PS) formalism is used to calculate the number density of halos (Sasaki 1994)

$$N(M, z, z_c) dM dz_c = N_M(z_c) \left(\frac{\delta_c}{D(z_c)\sigma(M)} \right)^2 \frac{\dot{D}(z_c)}{D(z_c)} \frac{D(z_c)}{D(z)} \frac{dz_c}{H(z_c)(1+z_c)} dM$$

Star formation rate (SFR) at z of a halo of mass M and has collapsed at an earlier z_c (Chiu & Ostriker, 2000; Choudhury & RS 2002)

$$\dot{M}_{\text{SF}}(M, z, z_c) = f_* \left(\frac{\Omega_b}{\Omega_m} M \right) \frac{t(z) - t(z_c)}{\kappa^2 t_{\text{dyn}}^2(z_c)} \exp \left[-\frac{t(z) - t(z_c)}{\kappa t_{\text{dyn}}(z_c)} \right]$$

Samui, RS, Kandu, 2007, MNRAS, 377, 285

Semi-analytic modeling the SFR

$$t_{\text{dyn}}(z) = \sqrt{\frac{3\pi}{32G\rho_{\text{vir}}(z)}}$$

$$\rho_{\text{vir}}(z) = \Delta_c(z)\rho_c(z)$$

$$\Delta_c(z) = 18\pi^2 + 82d(z) - 39d^2(z)$$

$$d(z) = \frac{\Omega_m(1+z)^3}{\Omega_m(1+z)^3 + \Omega_\Lambda} - 1$$

$$\rho_c(z) = \frac{3H^2(z)}{8\pi G}.$$

Barkana & Loeb, 2001

Semi-analytic modeling the SFR

The global star formation rate is given by

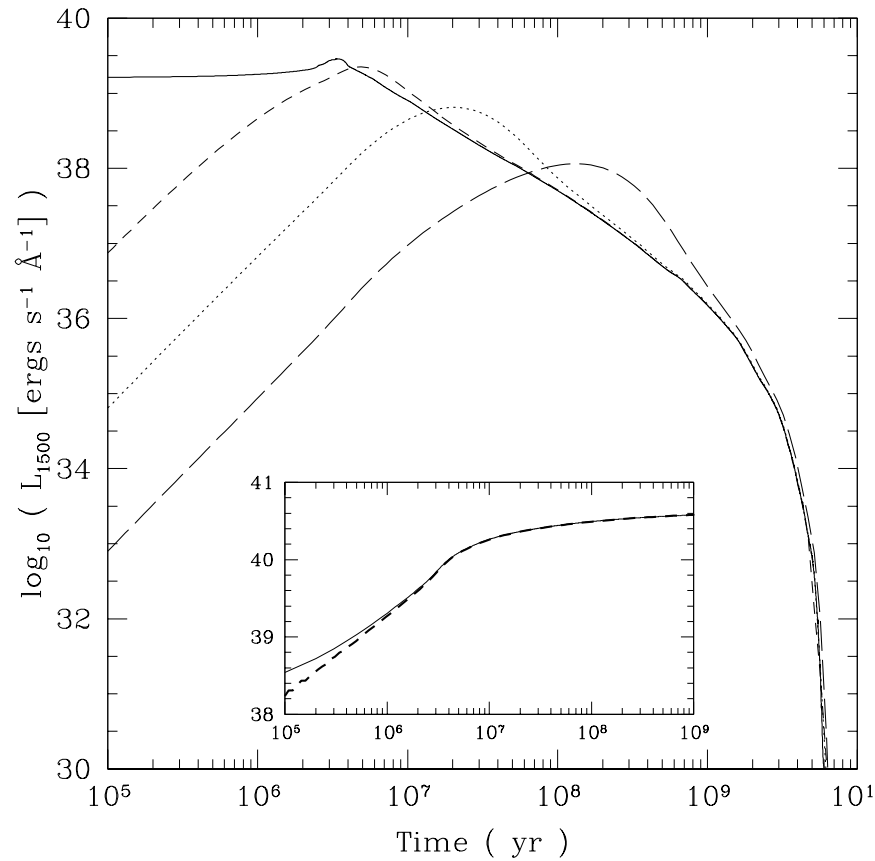
$$\dot{\rho}_{\text{SF}}(z) = \int_z^\infty dz_c \int_{M_{\text{low}}}^{M_{\text{up}}} dM' \dot{M}_{\text{SF}}(M', z, z_c) \times N(M', z, z_c)$$

M_{low} is decided by cooling efficiency of the gas. If a halo is forming from neutral region, gas can cool by atomic cooling ($T \sim 10^4 K$) or Molecular cooling (H_2, HD) ($T \sim 300 K$) [Abel & Rees, 2000].

Halos in an ionized region can only cool only if $v_c \geq 35 \text{ km s}^{-1}$ [Thoul & Weinberg 1996; Dijkstra et al. 2004]

The upper mass cut-off M_{up} may come from AGN feedback (Bower et al. 2006) and we use $f_{\text{sup}} = 1/[1 + (M/10^{12} M_\odot)^3]$

Semi-analytic modeling the SFR



$$L_{1500}(M, T) = \int_T^0 \dot{M}_{\text{SF}}(M, T-\tau) l_{1500}(\tau) d\tau$$

$$M_{AB} = -2.5 \log_{10}(L_{\nu 0}) + 51.60$$

Luminosity functions & integrated source counts

The luminosity function $\Phi(M_{AB}, z)$ at any redshift z is then given by

$$\Phi(M_{AB}, z) dM_{AB} = \int_z^\infty dz_c N(M, z, z_c) \frac{dM}{dL_{1500}} \frac{dL_{1500}}{dM_{AB}} dM_{AB}$$

The comoving number density of objects at redshift z having apparent magnitude less than m_0 , i.e.

$$\mathcal{N}(z, m < m_0) = \int_{-\infty}^{M_0(z, m_0)} \Phi_{M_{AB}}(M_{AB}, z) dM_{AB}$$

Semi-analytical Modeling: reionization

Time evolution of average ionized hydrogen fraction f_{HII} is

$$\frac{df_{HII}}{dz} = \frac{\dot{N}_\gamma}{n_H(z)} \frac{dt}{dz} - \alpha_B n_H(z) f_{HII} C \frac{dt}{dz}$$

Assumptions:

- all the baryons are in the form of hydrogen
- all the Lyman continuum photons that escape a star forming galaxy are used for ionization
- Clumping factor C is defined as $C \equiv \langle n_H^2 \rangle / \bar{n}_H^2 = 1 + 9 \left(\frac{7}{1+z} \right)^2$
- Case B recombination (α_B) at $T = 3 \times 10^4$ K is assumed.

Semi-analytic models: Ionization History

- The photon production rate is obtained from the SFR density using,

$$\dot{N}_\gamma = \frac{\dot{\rho}_{\text{SF}}(z)(1+z)^3}{m_p} n_\gamma f_{\text{esc}} \quad (1)$$

- $\dot{\rho}_{\text{SF}}$ is average comoving star formation rate density of universe
- Reionization occur when $f_{\text{HII}} = 1$

Parameters of the model

Cosmological:

$$\Omega = 1, \Omega_{\Lambda} = 0.74, \Omega_b = 0.044, h = 0.71, \sigma_8 = 0.75, n_s = 0.95$$

Astrophysical:

f_* - fractional mass of baryons that goes through SF.
mass fraction of stars

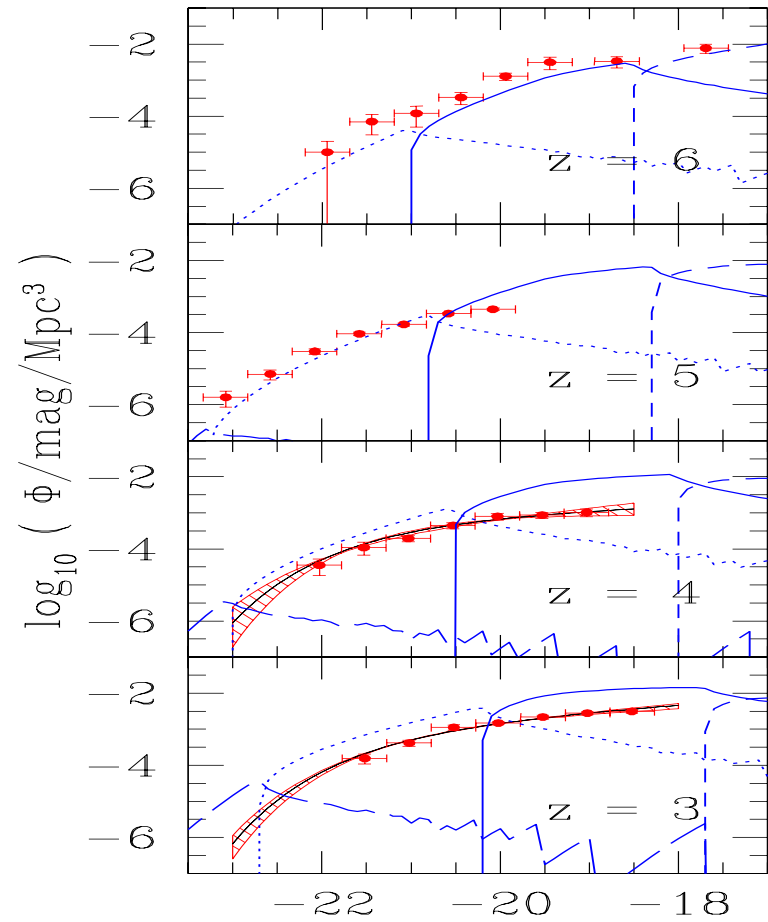
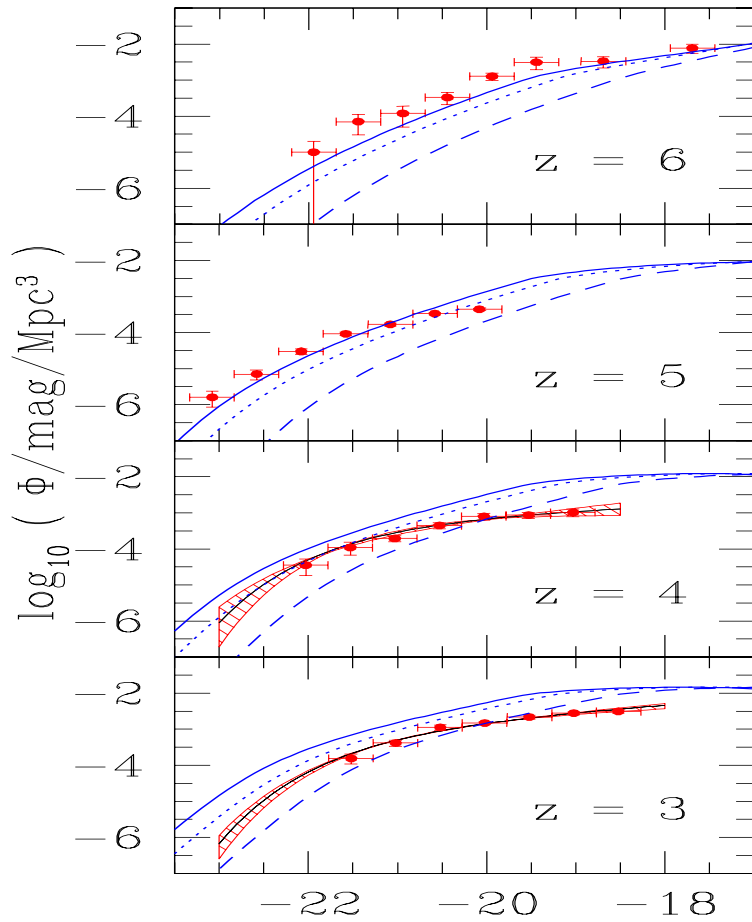
κ - Related to the duration of SF activity.
Balmer break

η - Reddening correction factor - 4.5
from the IR colors

IMF, n_{ν} - shape and cutoff masses.
Salpeter –topheavy

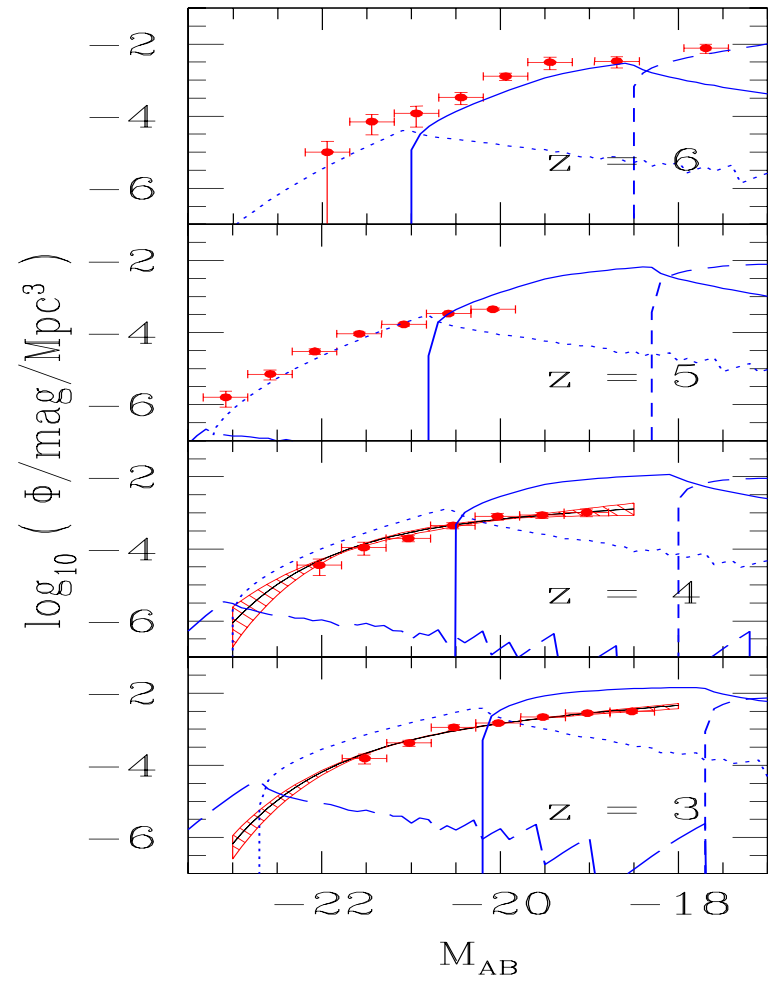
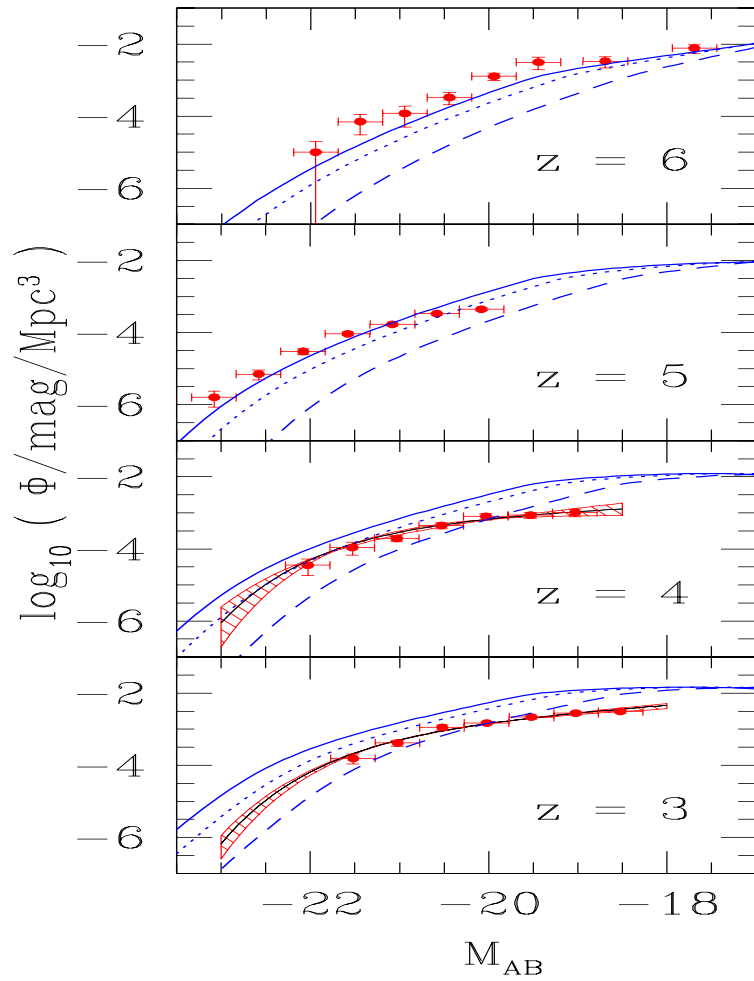
f_{esc} - 0 at local universe and ~ 0.3 at $z \sim 3$.

Luminosity function at $z \leq 6$:

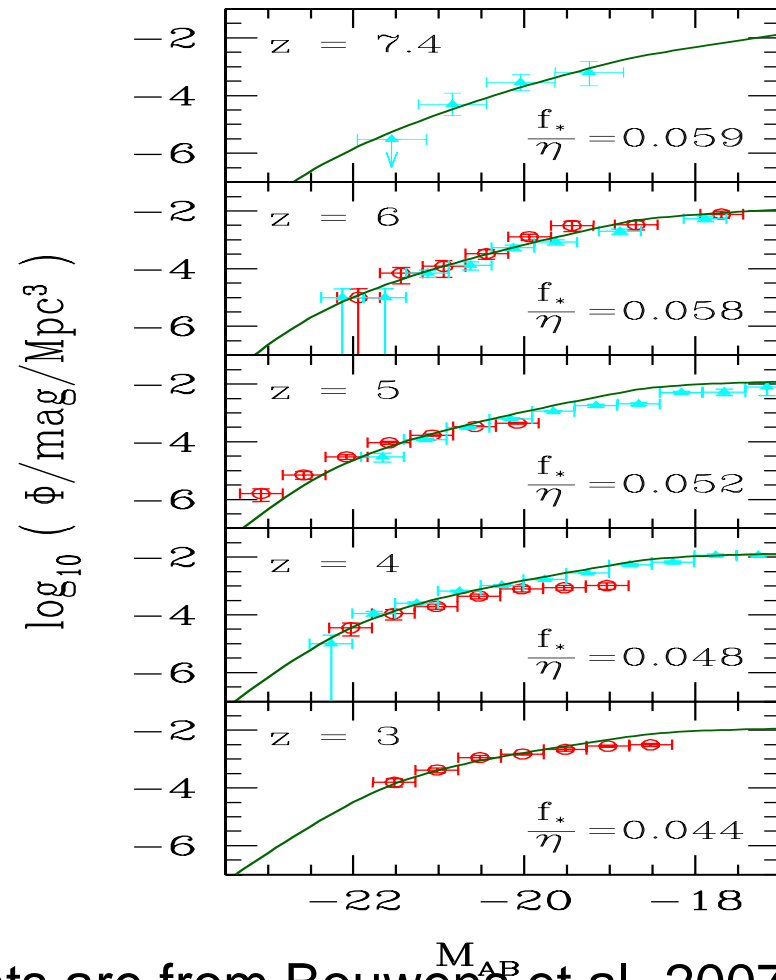
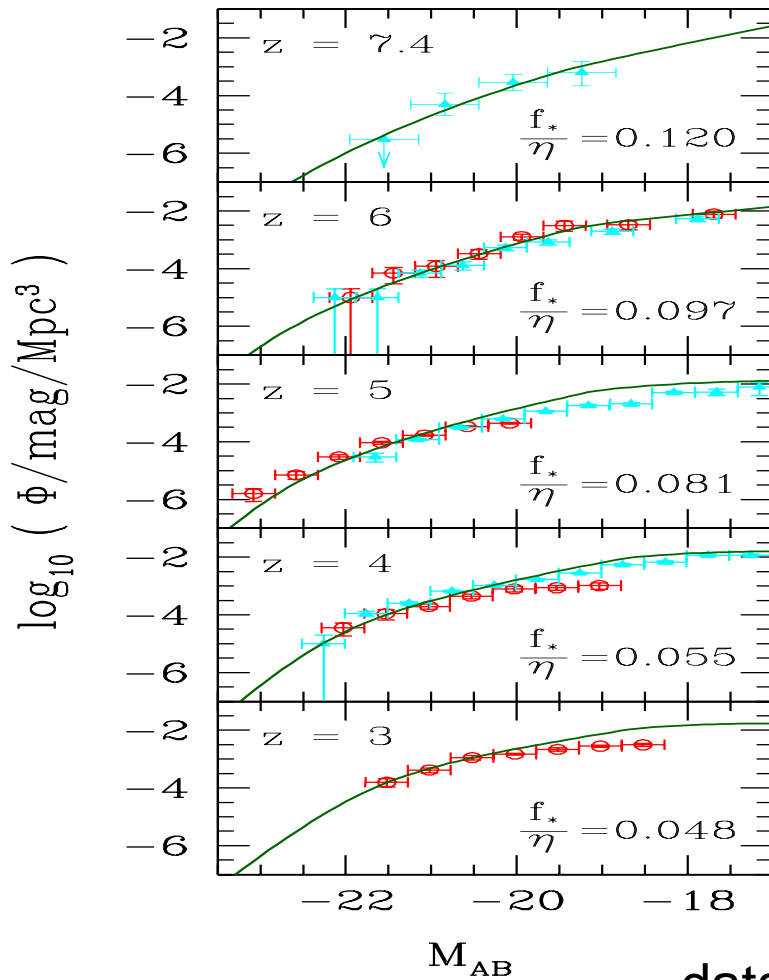


AGN feed back is not a problem as long as $M_{cut} \geq 10^{12} M_{\odot}$

Luminosity function at $z \leq 6$:

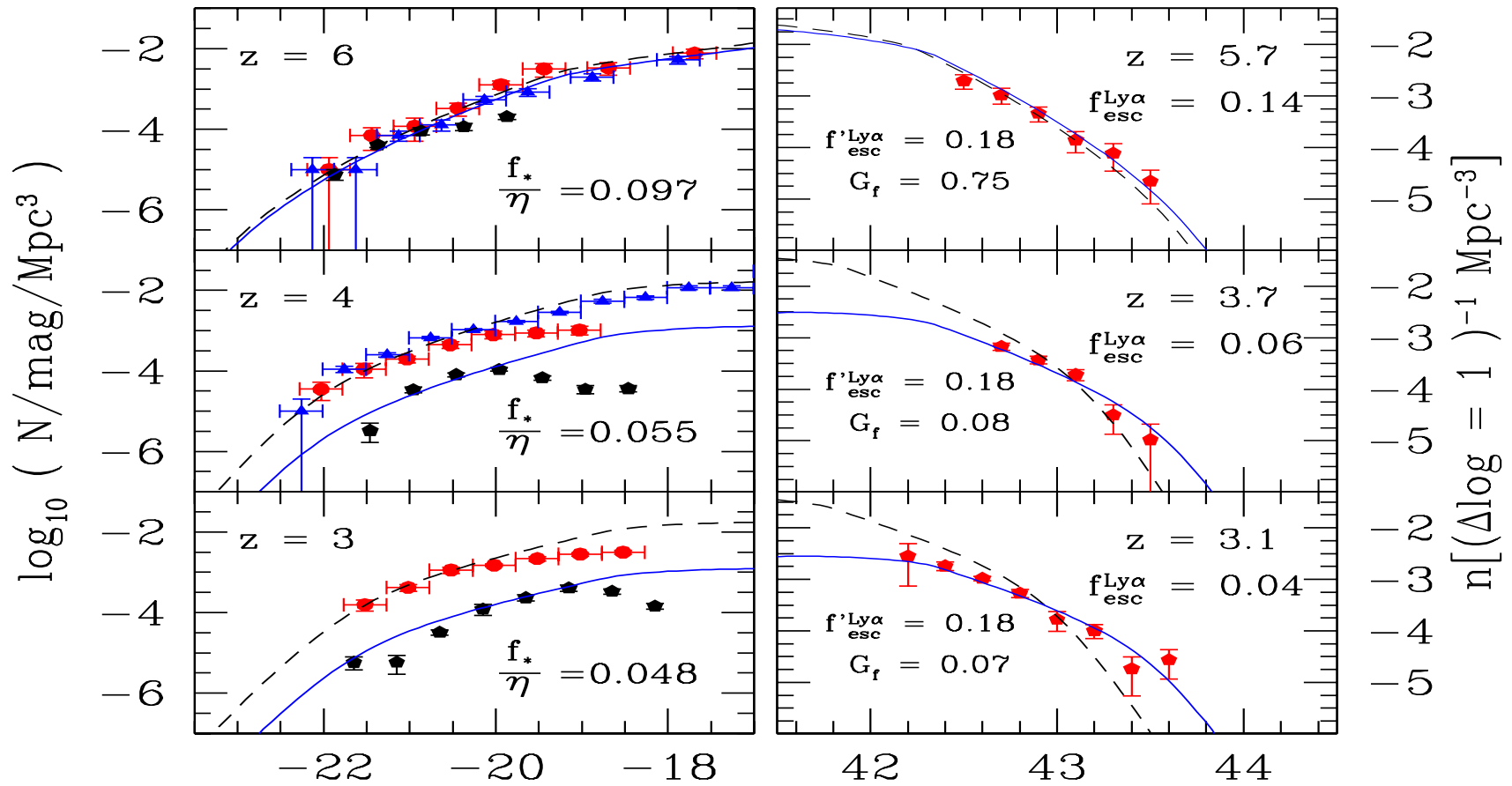


Luminosity function at $z \leq 6$: Mass function



data points are from Bouwens et al. 2007

Luminosity function at $z \leq 6$: Lyman- α emitters

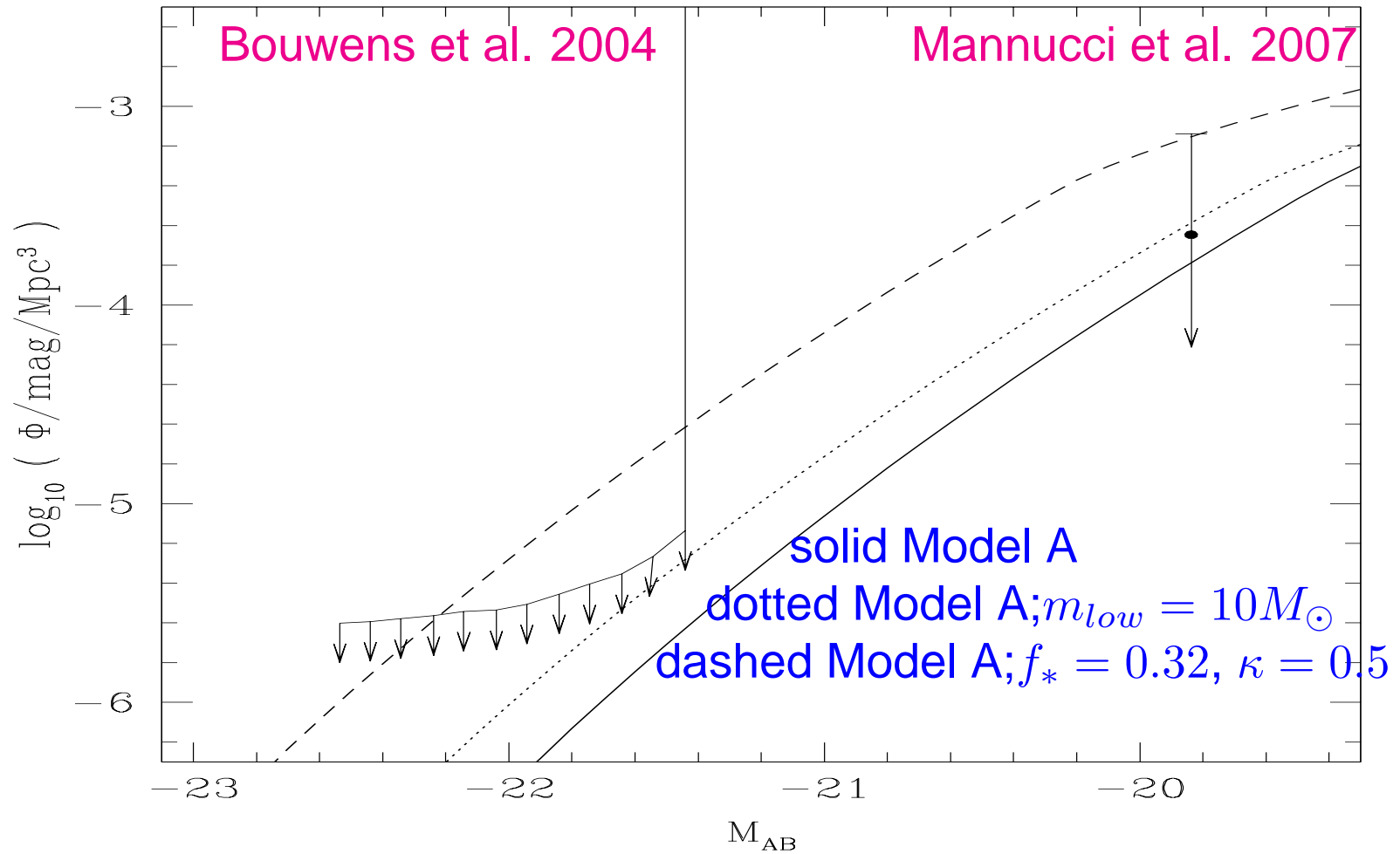


Data: Bouwens et al. 2007; Iwata et al. (2007), Ouchi et al. (2007)

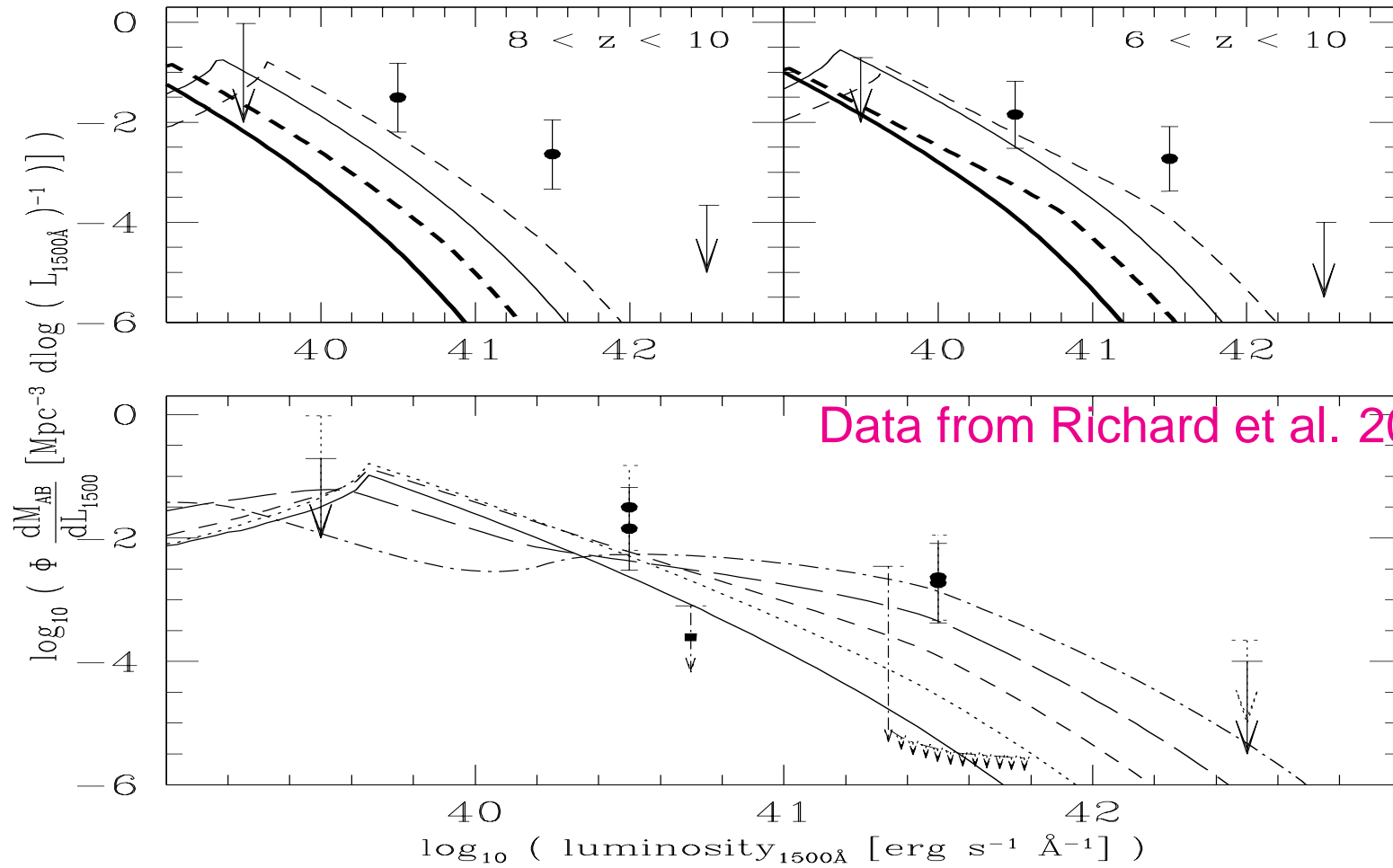
Constraining star-formation at $z \geq 6$

- As the redshift probed coincides with the expected range in the redshift of reionization one will be able to see the effects of radiative feedback.
- The spectroscopic redshift measurements are not available and one has to depend on the photometric redshift measurements.
- Two sets of measurements are available: (i) based on HST Ultra Deep field (Bouwens et al. 2005; Mannucci et al. 2007) and (ii) IR selected galaxies around strong gravitationally lensing clusters (Richard et al. 2006).

UV luminosity function at $z \sim 7$



UV luminosity function at $6 < z < 10$

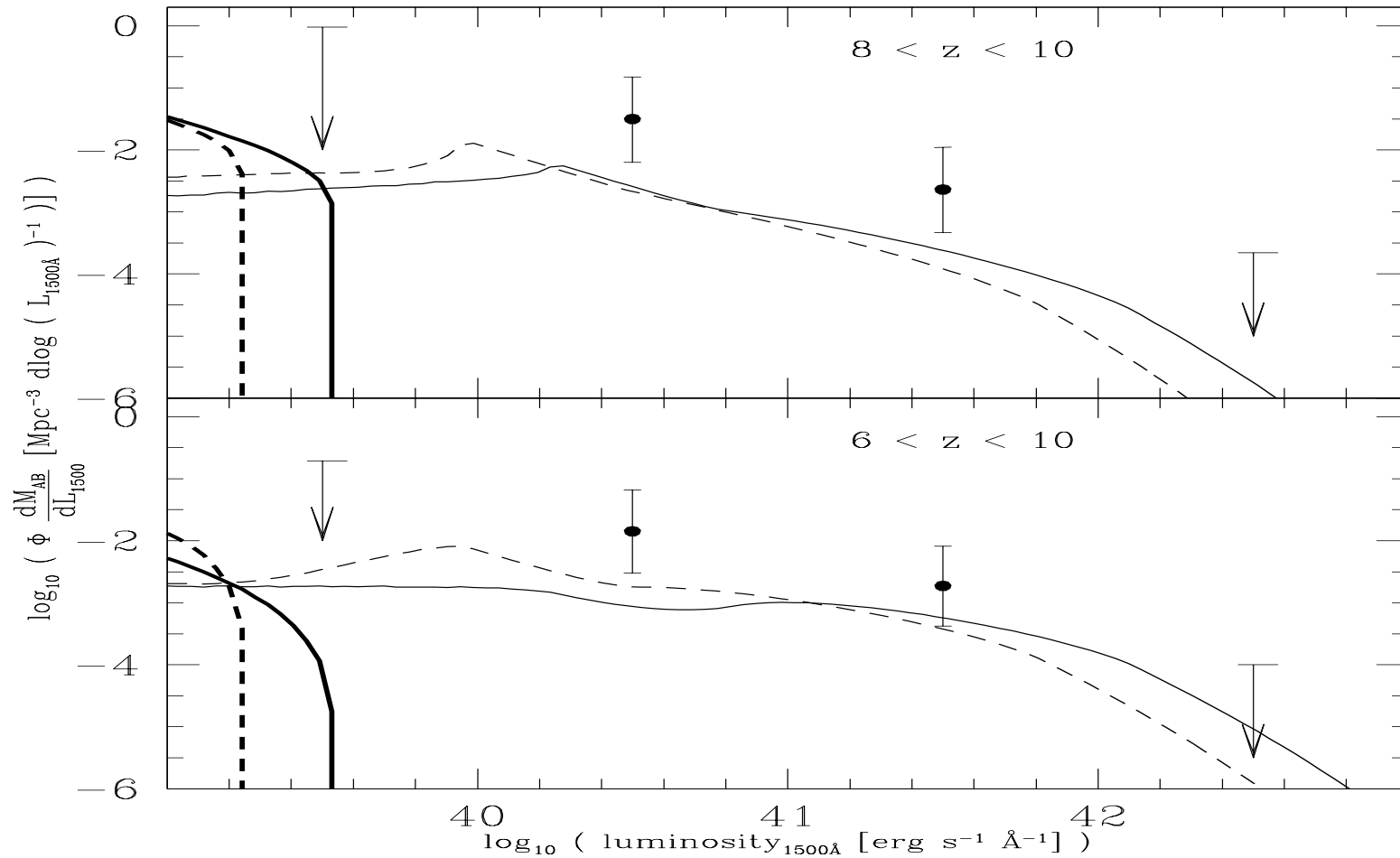


Data from Richard et al. 2006

UV luminosity function at $6 < z < 10$

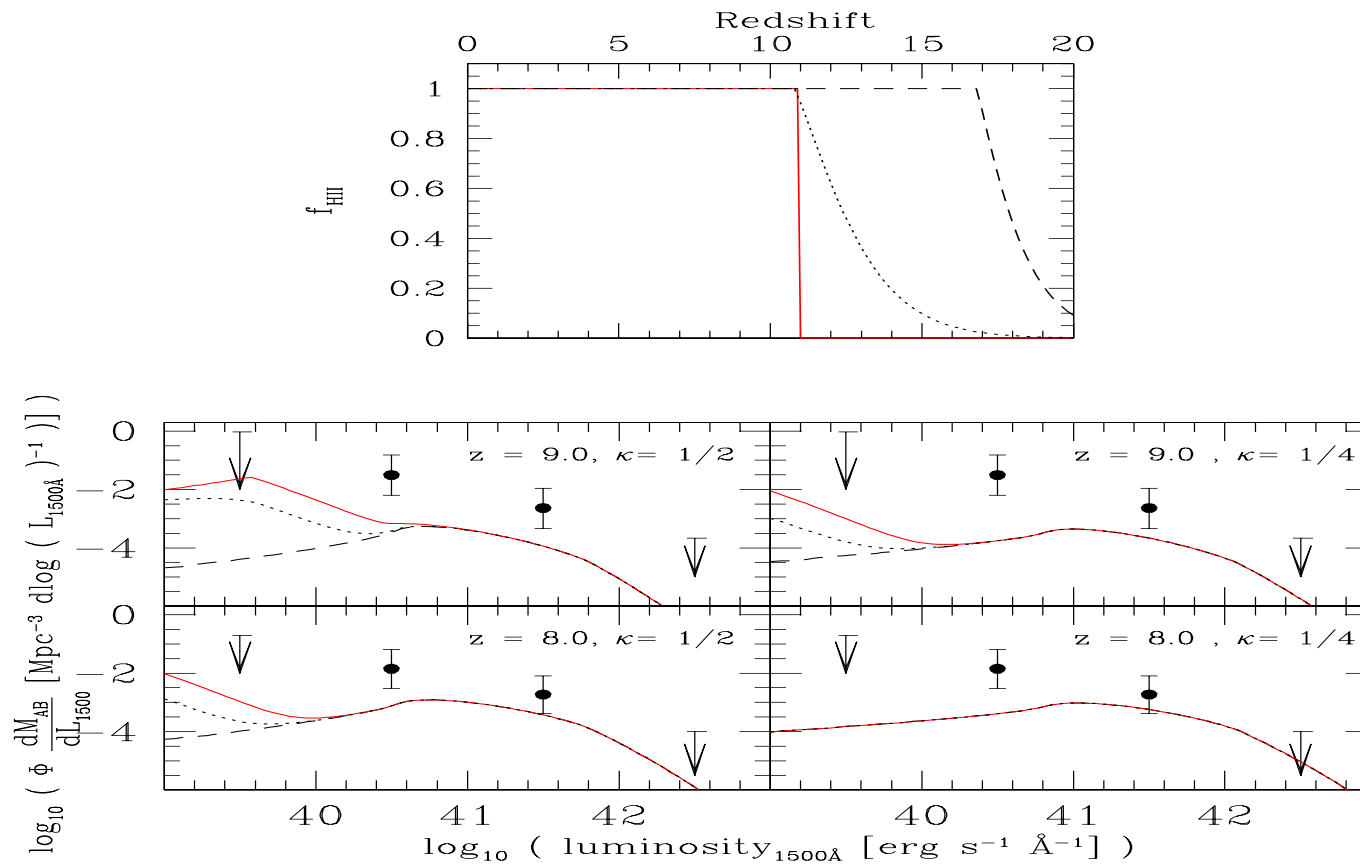
- Upper limits on LFs at $z > 6$ from the HUDF are consistent with the predictions of models that fit $z < 6$.
- The observed decline in the LF with increasing redshift is naturally produced by the decline in the halo number density from the structure formation models.
- Moreover, average LF obtained by Richard et al. (2006) for $6 \leq z \leq 10$ can only be understood if star formation occurs in burst mode, with high f_* , top-heavy IMF and very little reddening.
- The difference between the two data set is probably larger than cosmic variance.

Probing reionization at $z > 6$



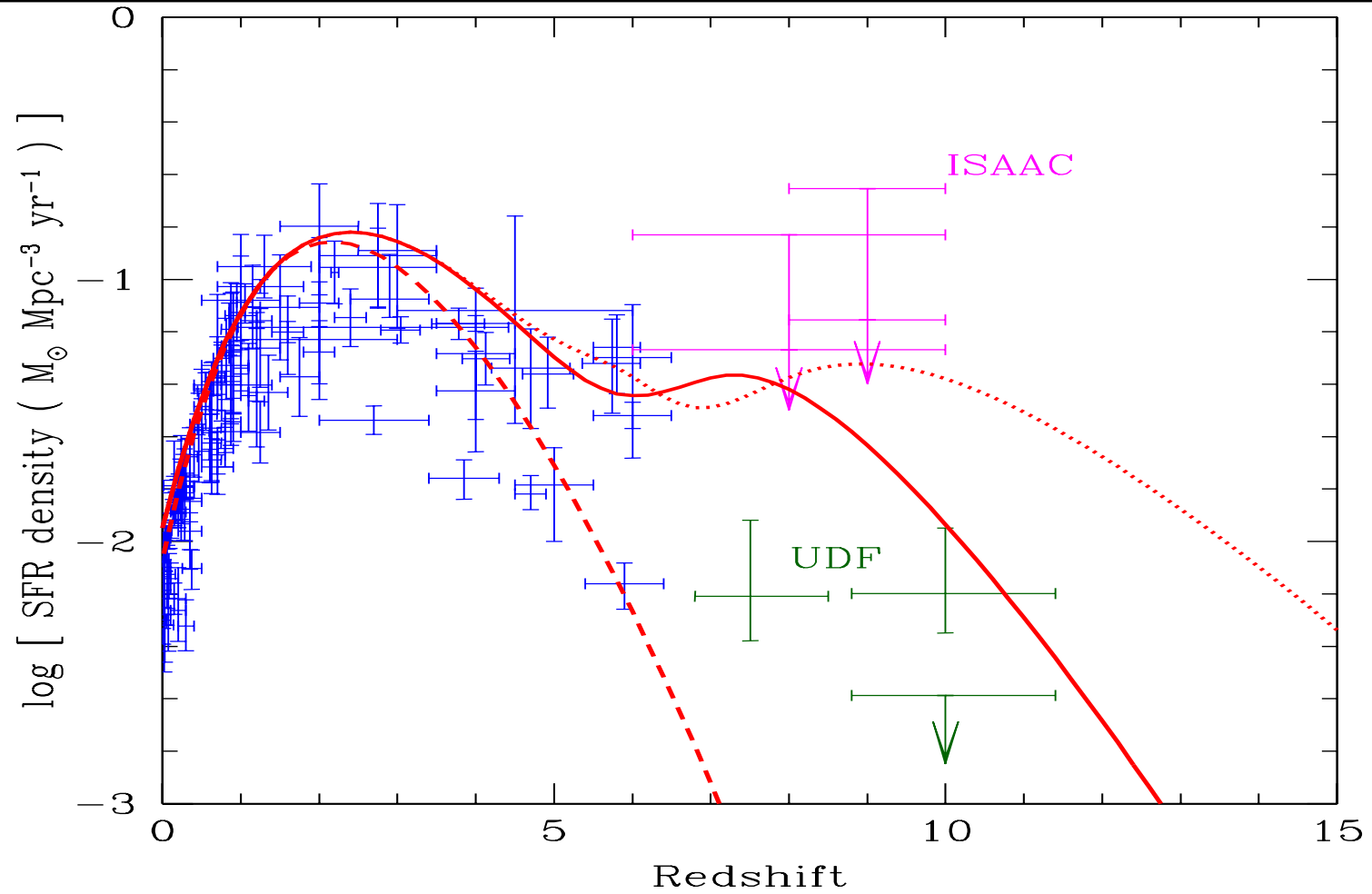
Direct detection of H_2 cooled halos is difficult?

Probing reionization at $z > 6$



Redshift evolution of LF will give some clues

Redshift evolution of star-formation rate density



What next?

- Outflows from the galaxies- **metallicity floor in the IGM** and **high metallicity halos around galaxies**- **Samui, Subramanian & RS (2008)**.
- Fitting the Luminosity function taking into account the feedback due to winds
- Redshift distributions SNe and GRB.
- Effect of Cosmic rays from the starformation.