


Low-alpha stars in the halo and the bulge from Gaia-ESO Survey data




A. Recio-Blanco

Collaborators: G. Kordopatis, A. Rojas-Arriagada & GES

Lab. Lagrange, Obs. Côte d'Azur



The Gaia-ESO Survey



VLT data


High-resolution spectroscopic survey

UVES ($R \sim 40000$) 10^4 stars in the solar neighbourhood


GIRAFFE ($R \sim 20000$) 10^5 field and open cluster stars

Start: 2012, 5.5 years of observations

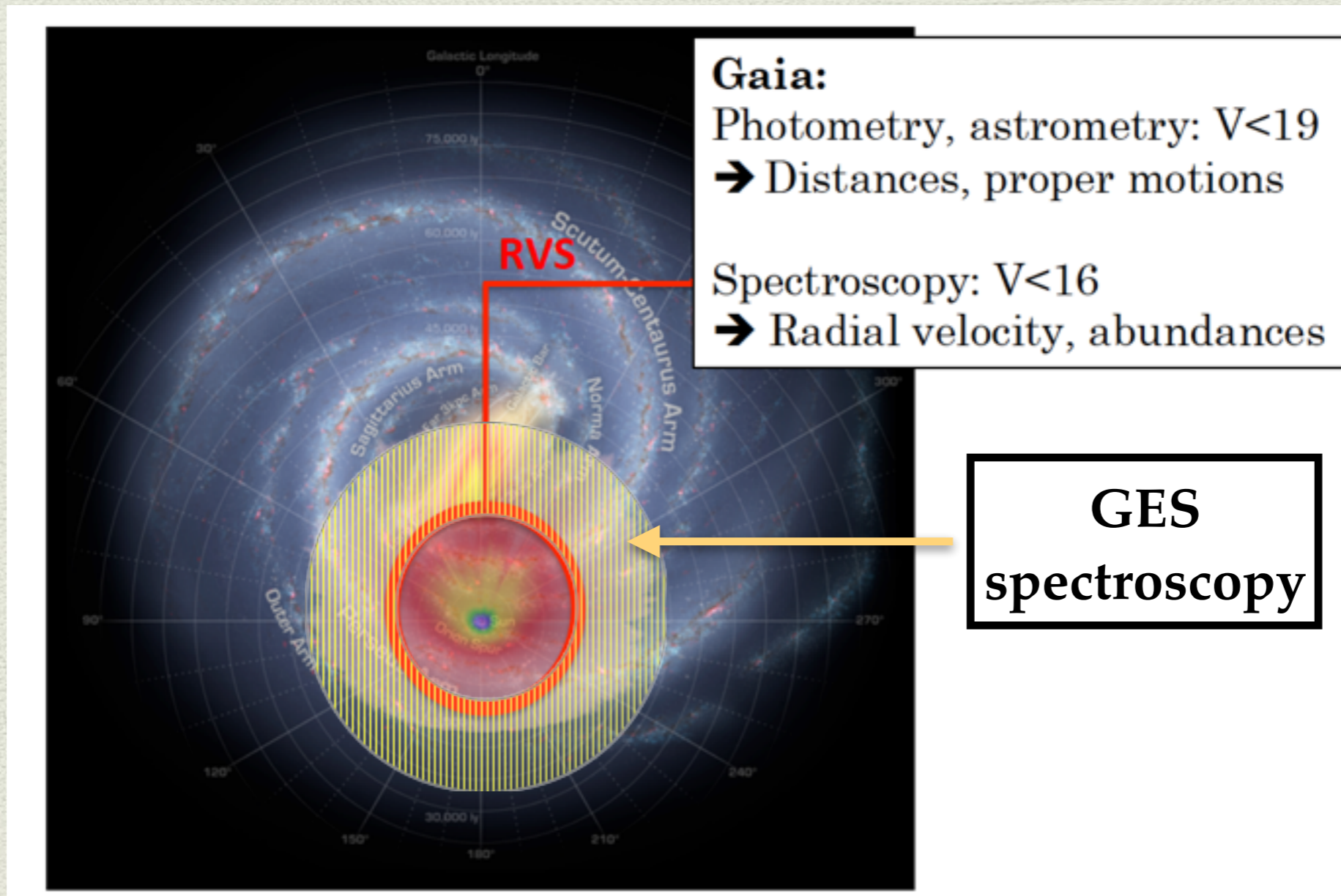
P.I.s G. Gilmore & S. Randich




The Gaia-ESO Survey



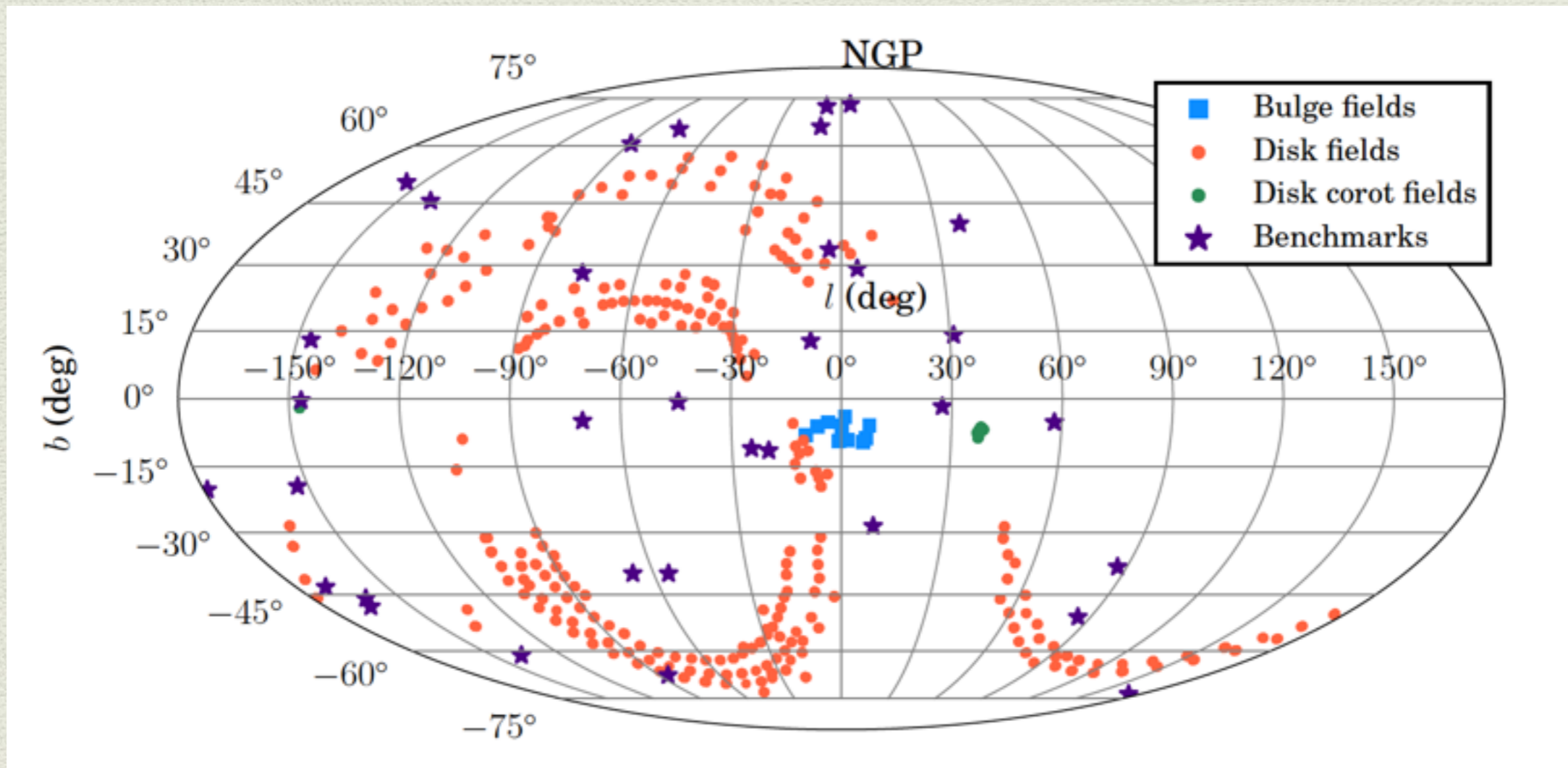
The Data Release 4




The Gaia-ESO Survey



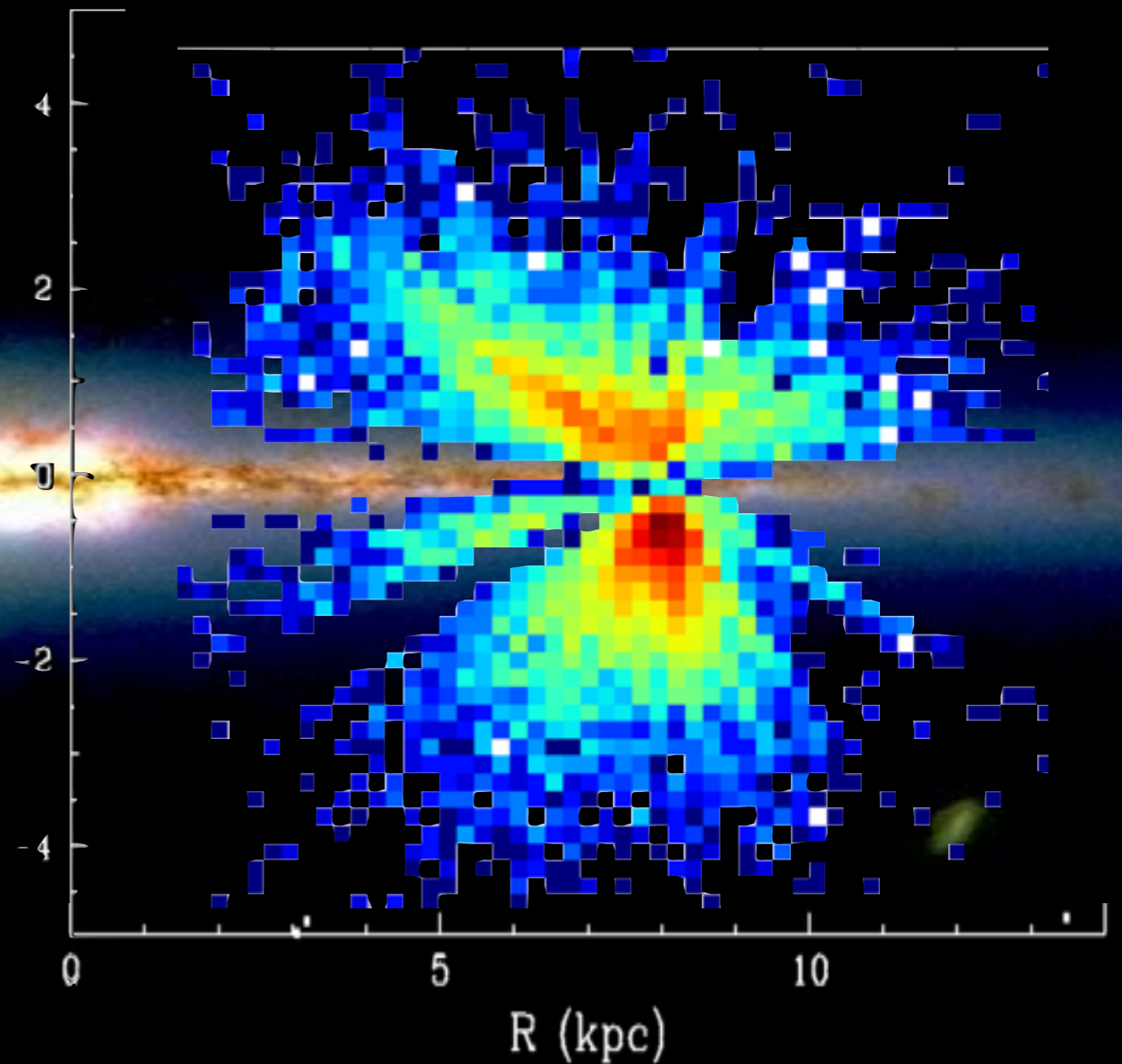
The Data Release 4



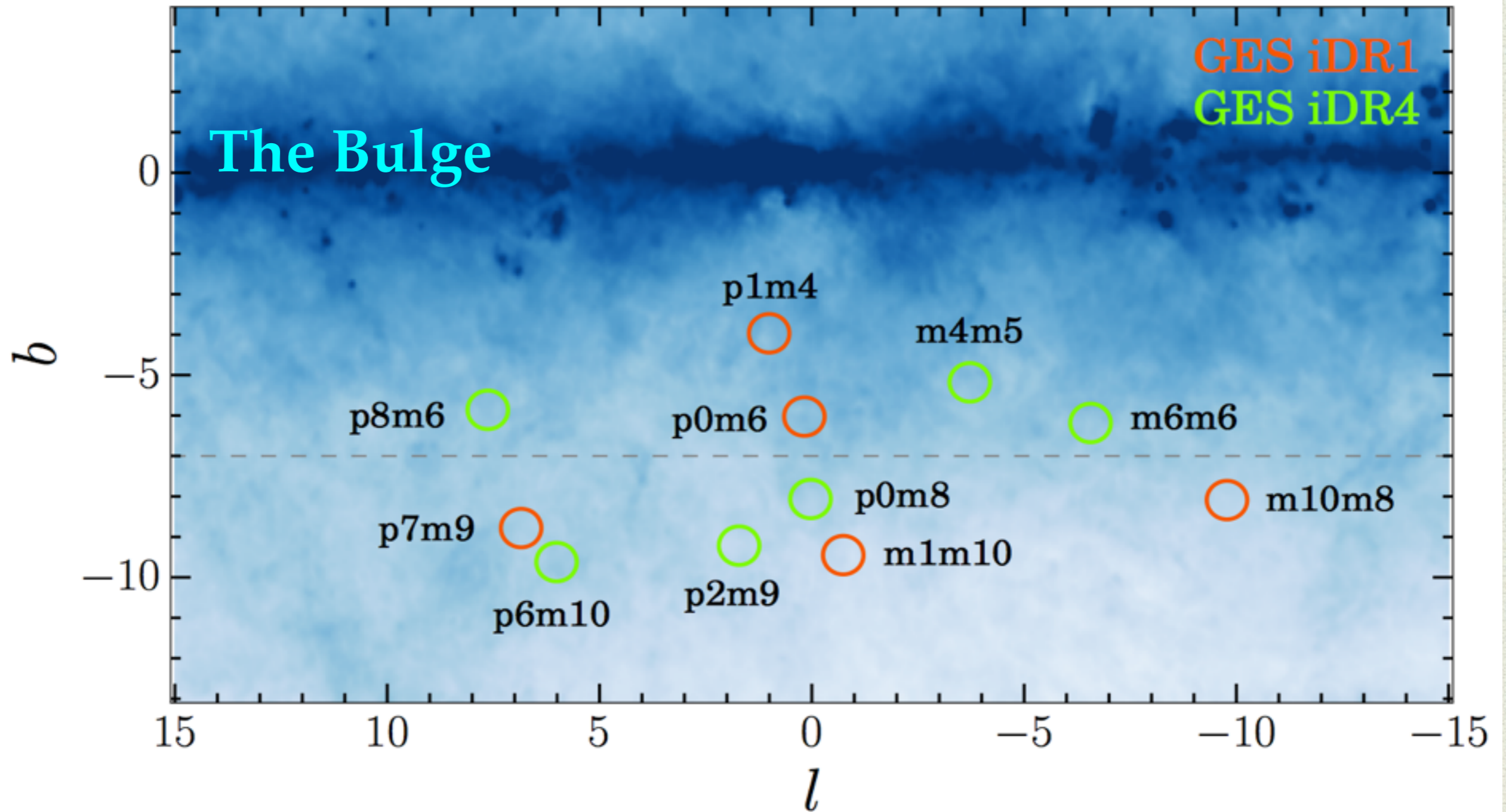
The Gaia-ESO Survey




The Disc / Halo field stars



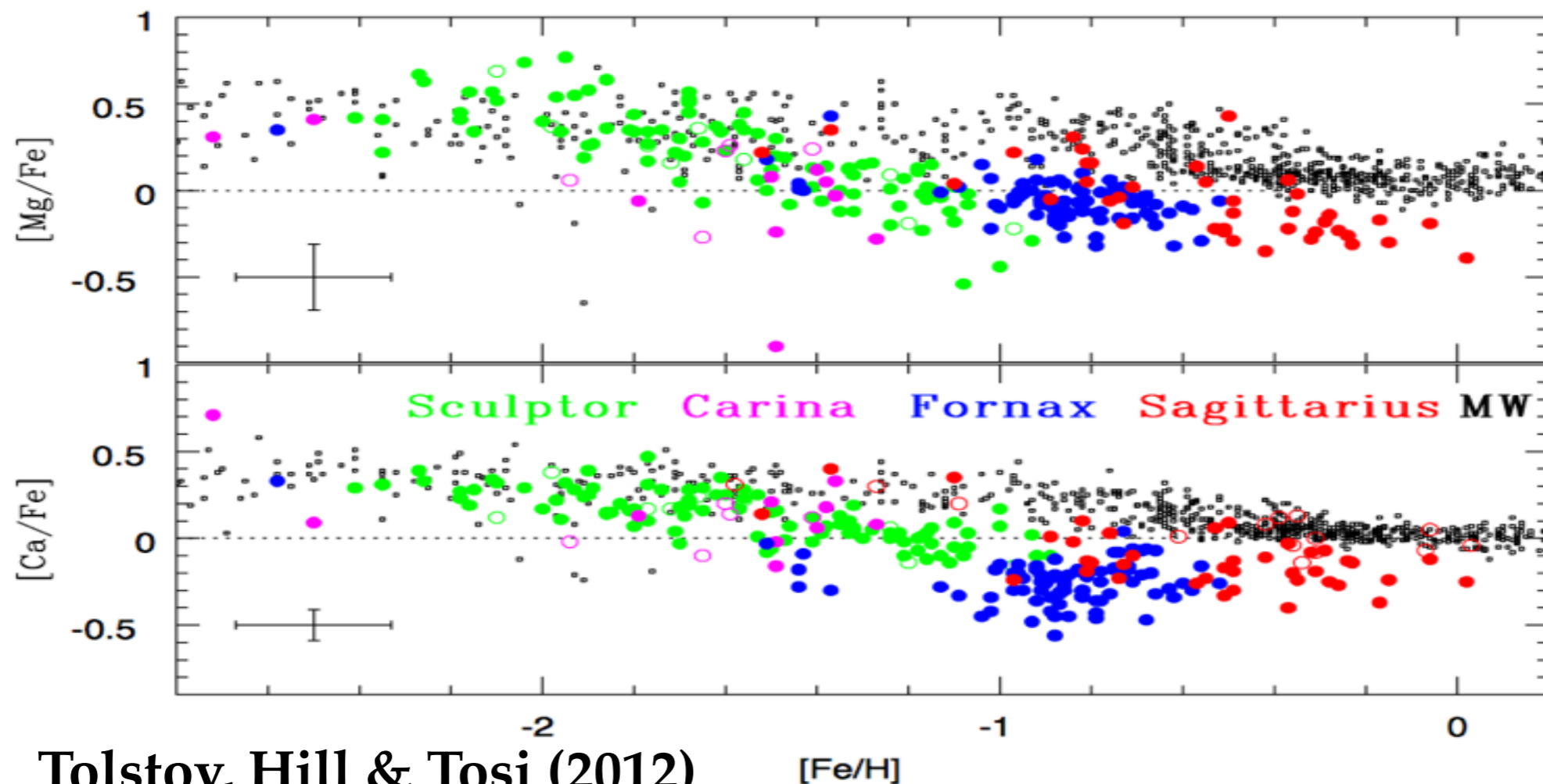
The Gaia-ESO Survey



Why « anomalous » low- α stars ?

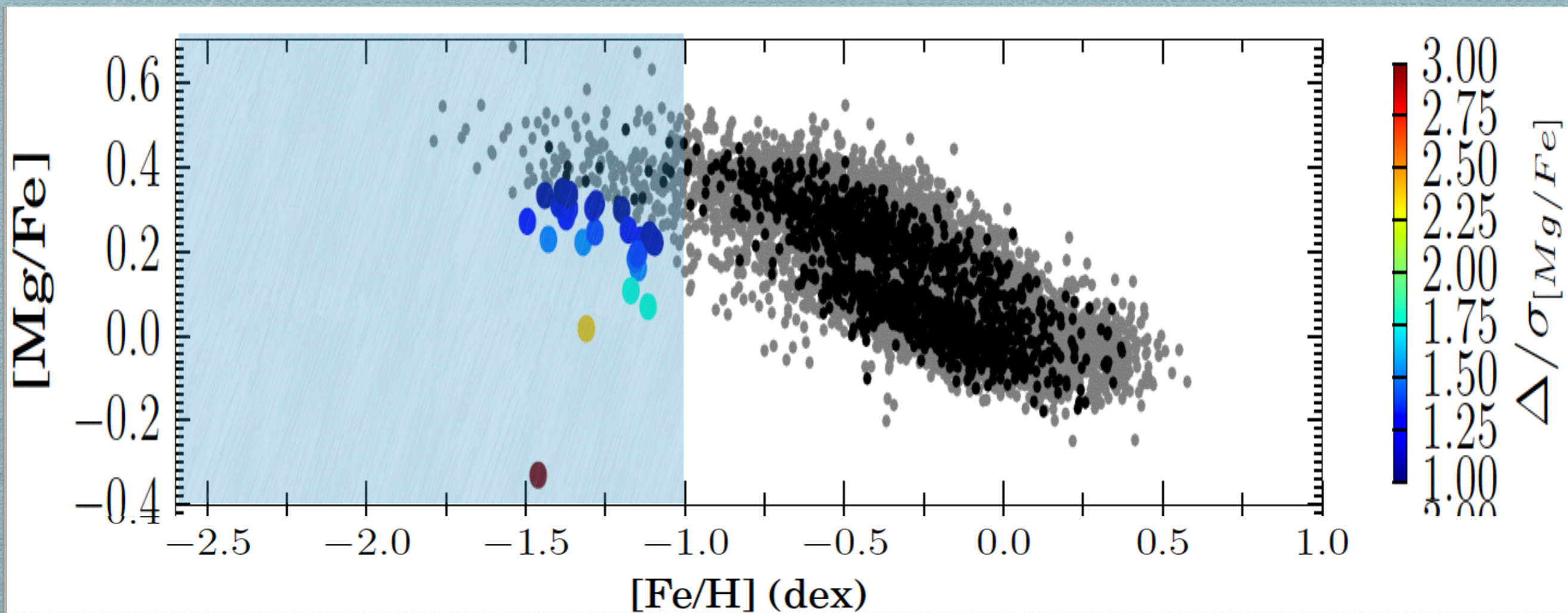



- Fingerprint of lower SFR environments like dwarf galaxies
- Estimate the importance of accreted stars in the halo
- Analyse the substructure of a system



Why « anomalous » low- α stars ?

The halo



Typical $[Mg/Fe]$ measurement dispersions (3 methods) = 0.04 dex

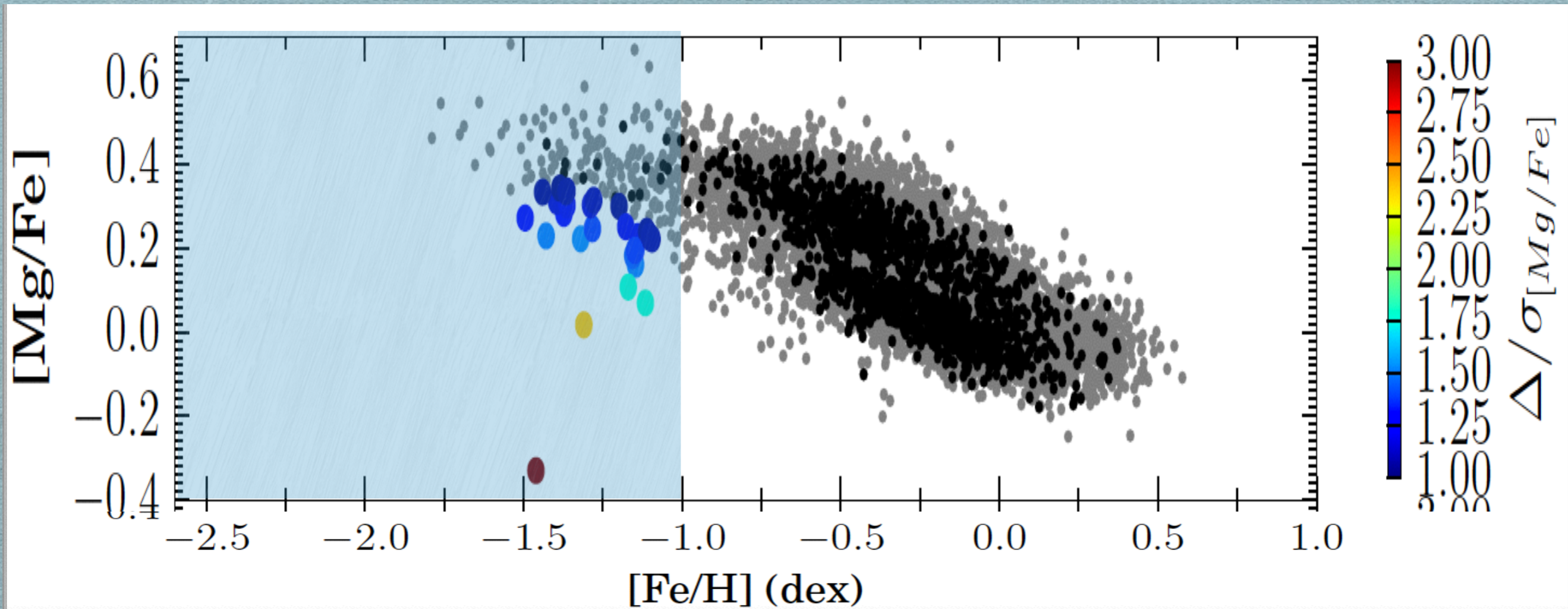

Median $[Mg/Fe]$ value = 0.37 dex

$\Delta = [Mg/Fe]^* - \text{median}_{[Mg/Fe]}$

Spread for $[Fe/H] < 1$ dex: $1\sigma = 0.23$ dex

Why « anomalous » low- α stars ?

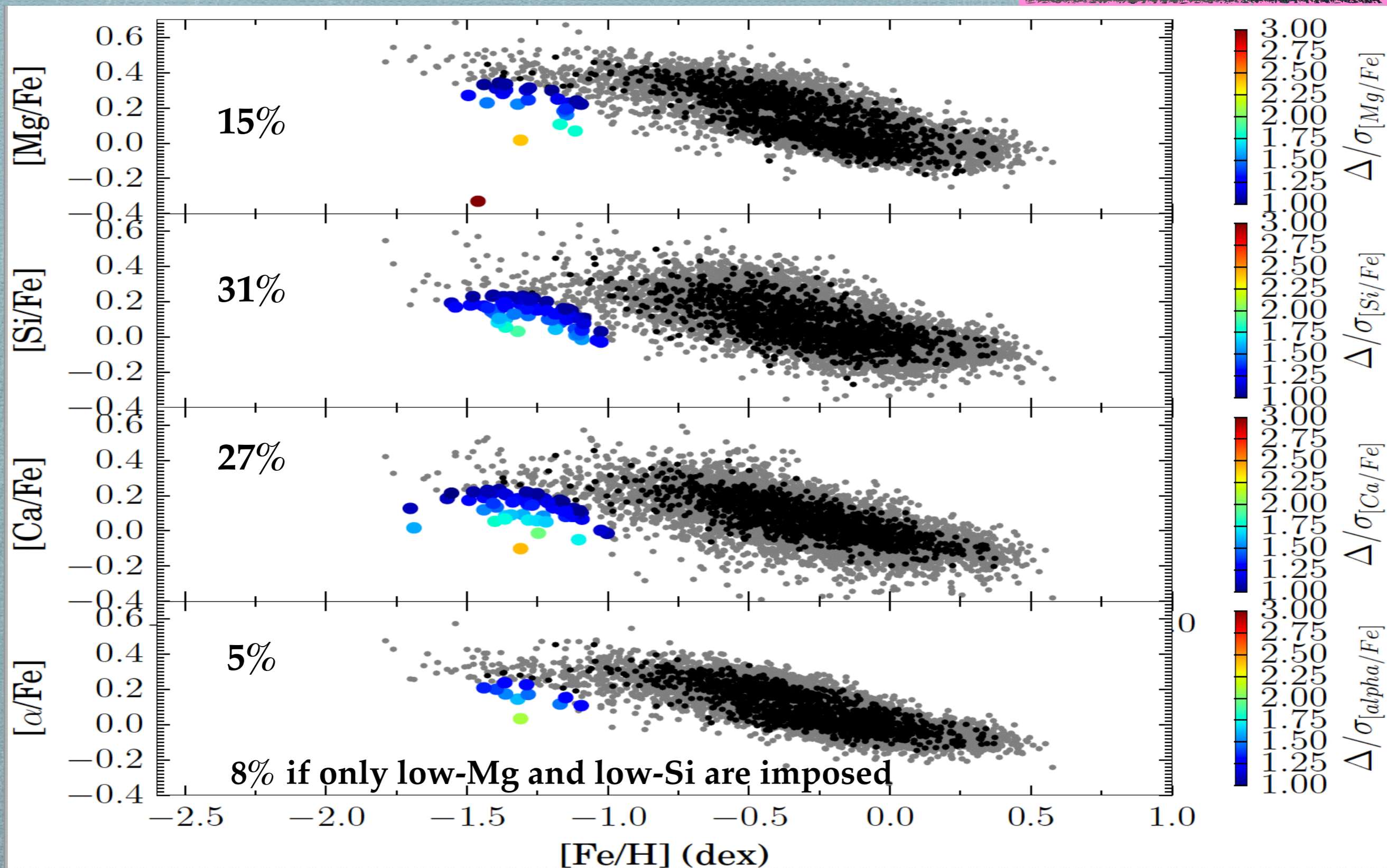
The halo




	$[Mg/Fe]$	$[Si/Fe]$	$[Ca/Fe]$
Measurement dispersions	0.04 dex	0.04	0.05
Median $[Mg/Fe]$ value	0.37 dex	0.25	0.24
Spread for $[Fe/H] < 1$ dex	0.23 dex	0.24	0.24

Why « anomalous » low- α stars ?

The halo

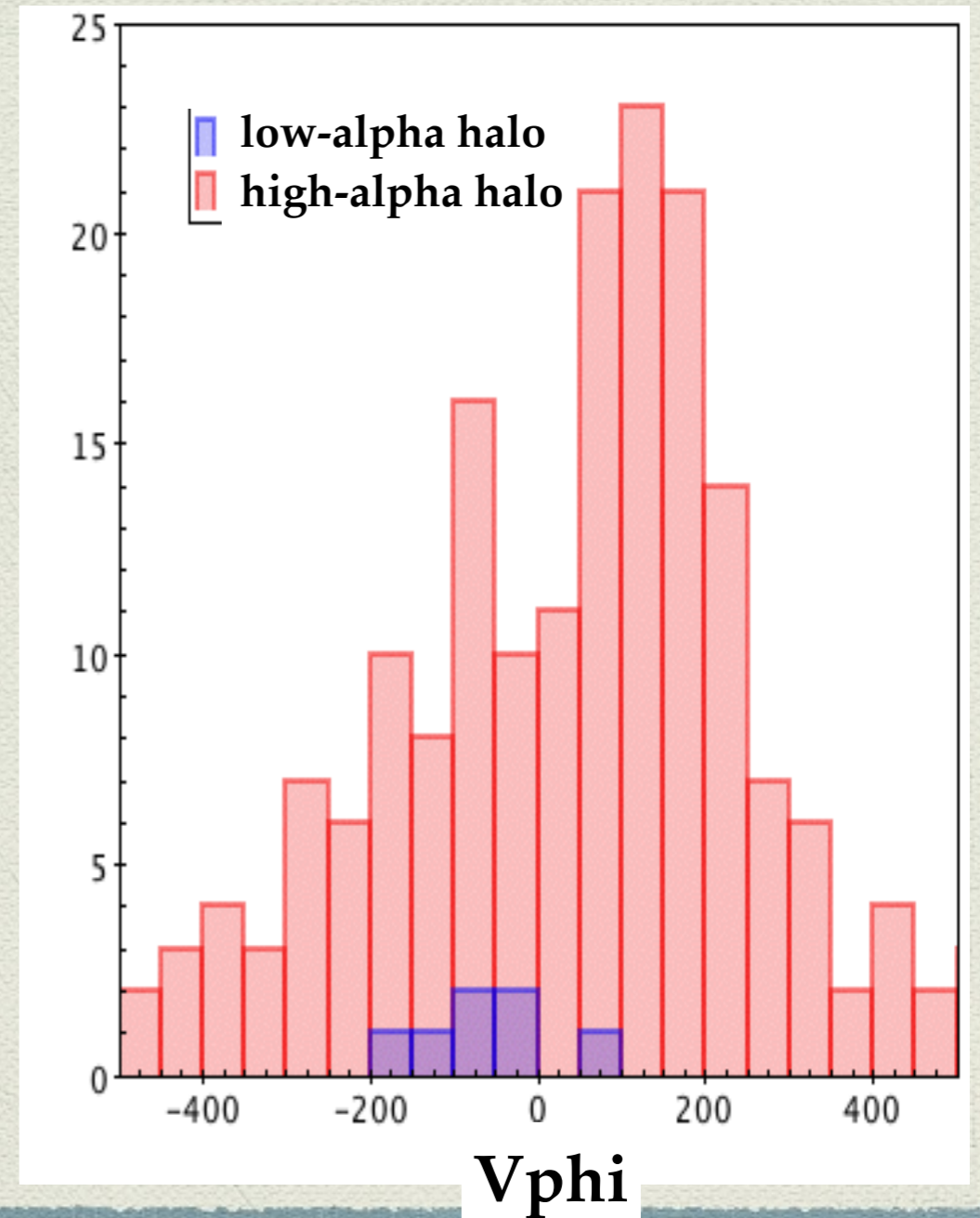
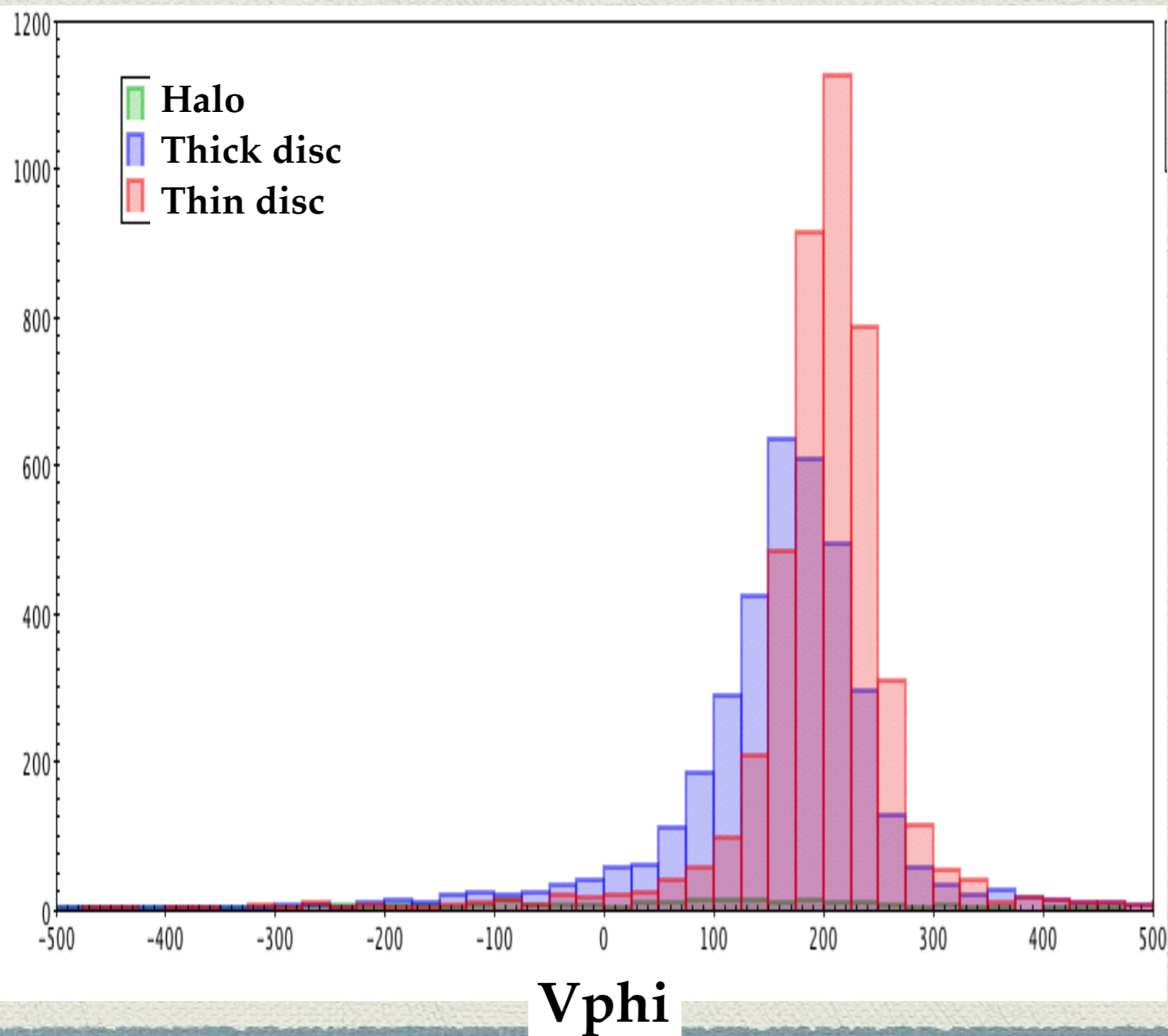


Why « anomalous » low- α stars ?




The halo

Kinematics: low-alpha stars have a halo V_{ϕ} distribution



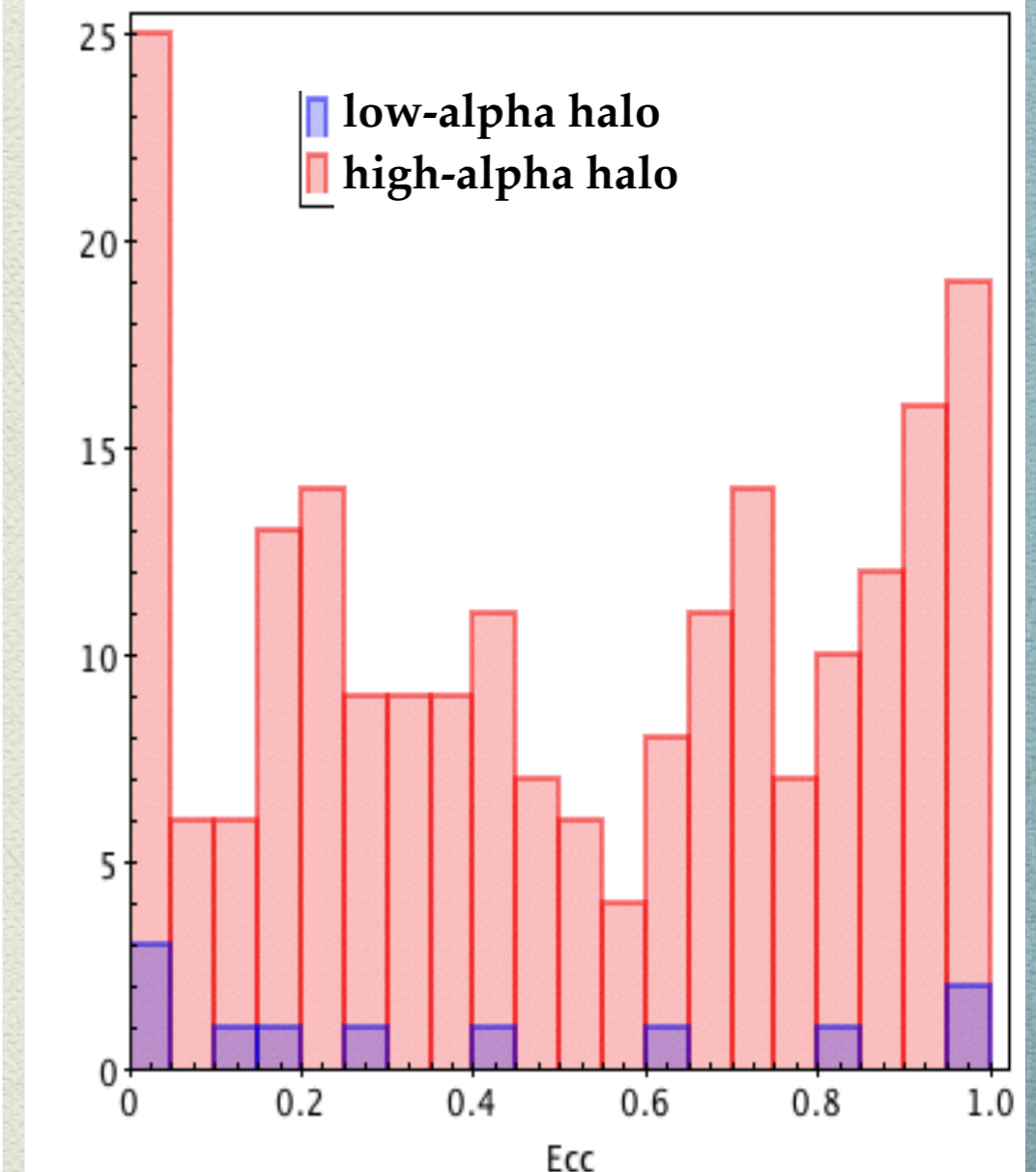
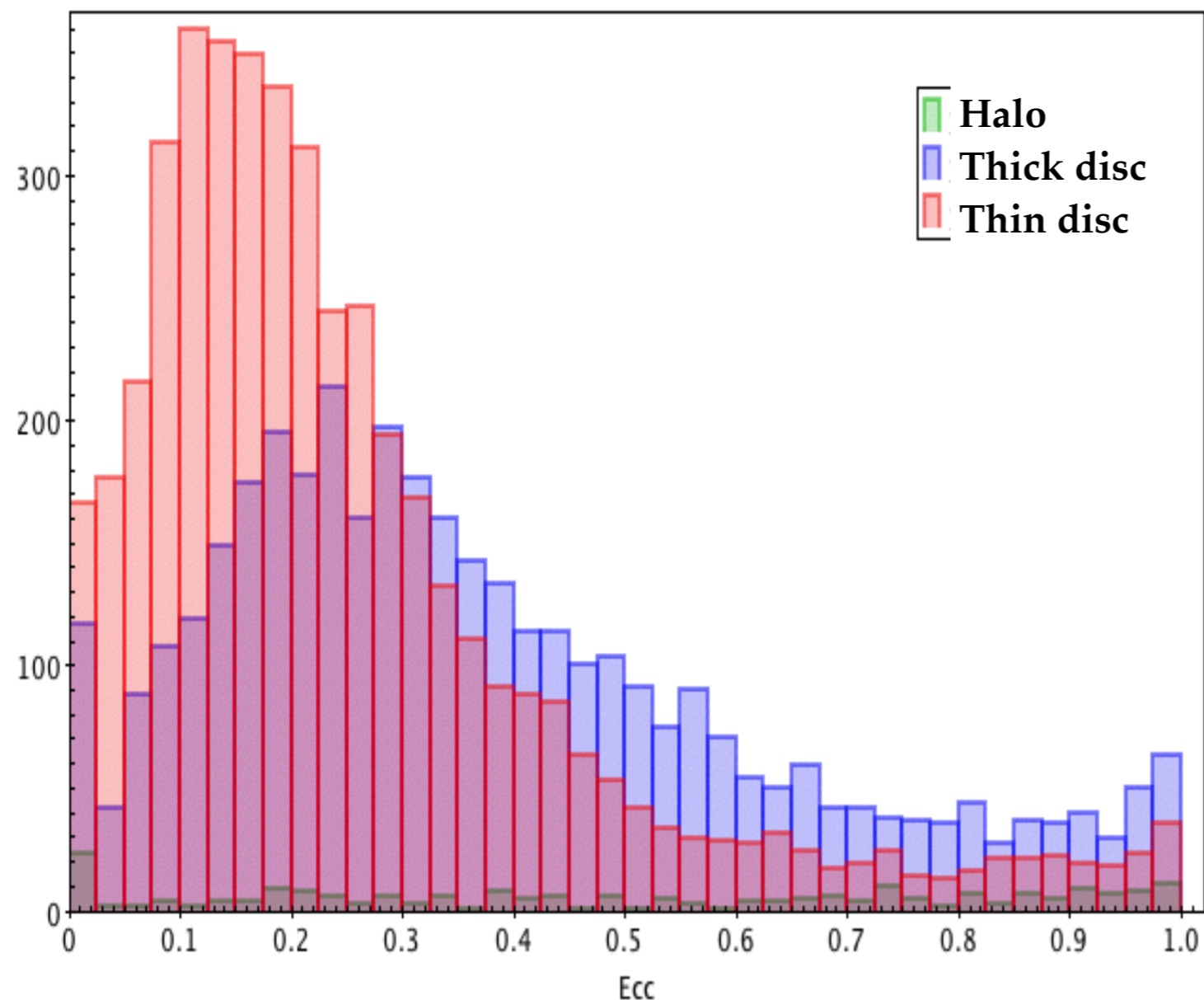
Why « anomalous » low- α stars ?



The halo

Orbital parameters: low-alpha stars have a halo Ecc distribution

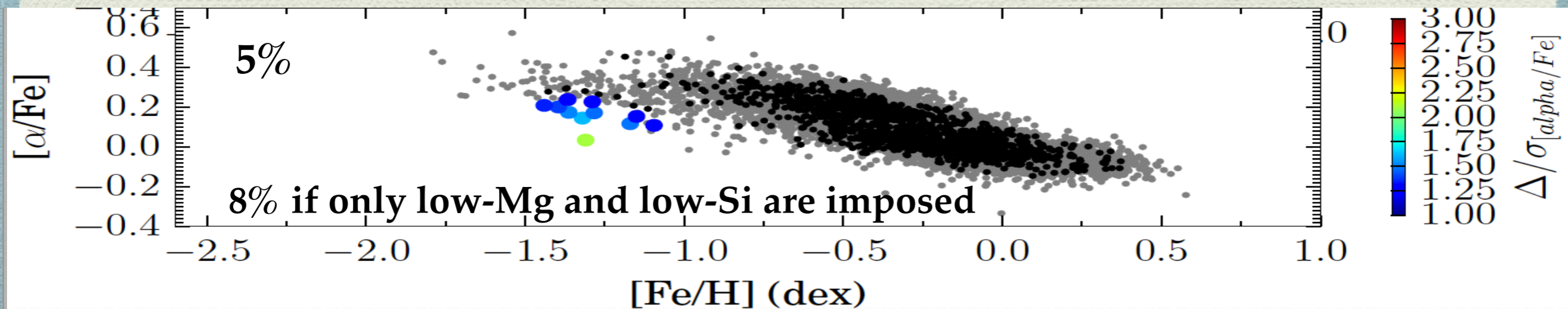
Binney (2012) program with Dehnen & Binney (2002) galaxy potential



Why « anomalous » low- α stars ?



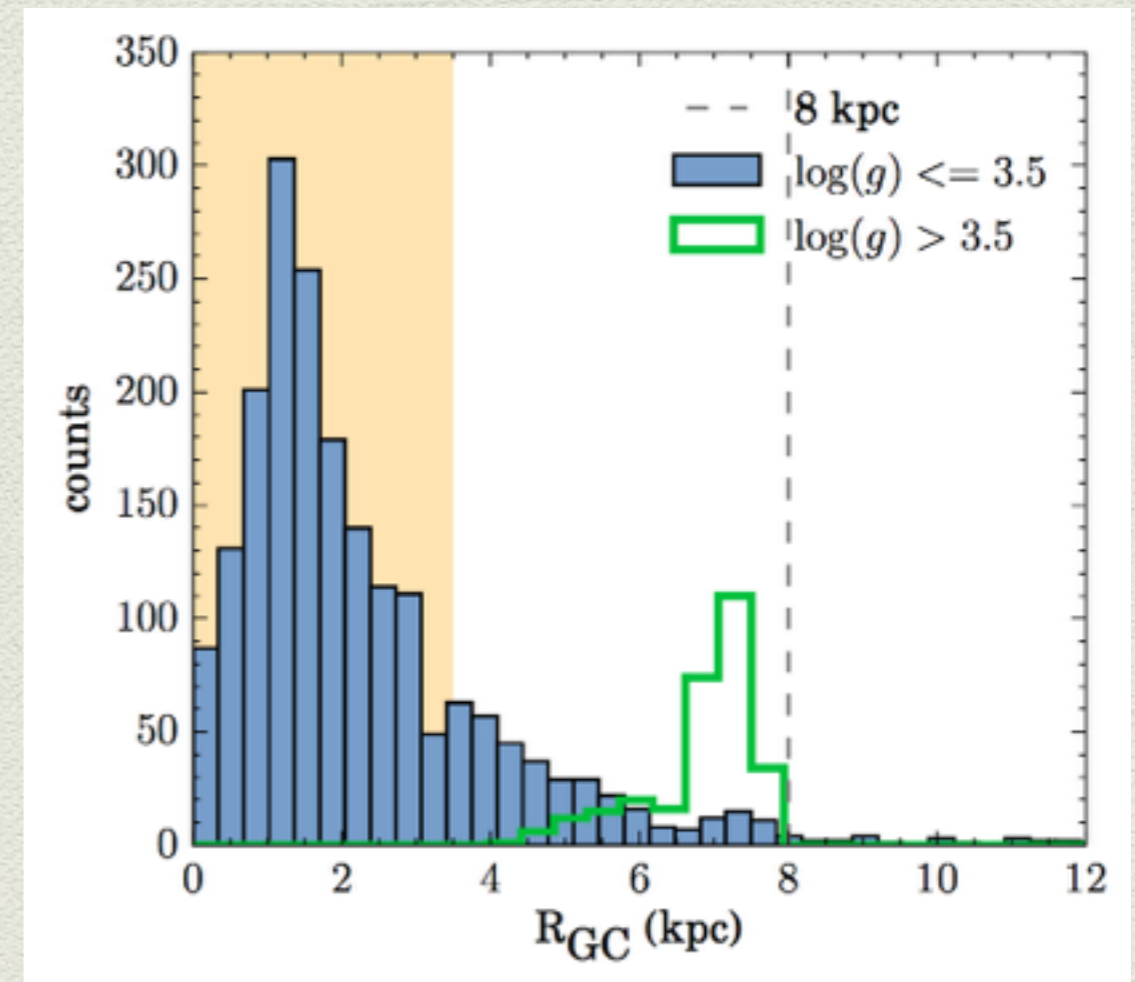
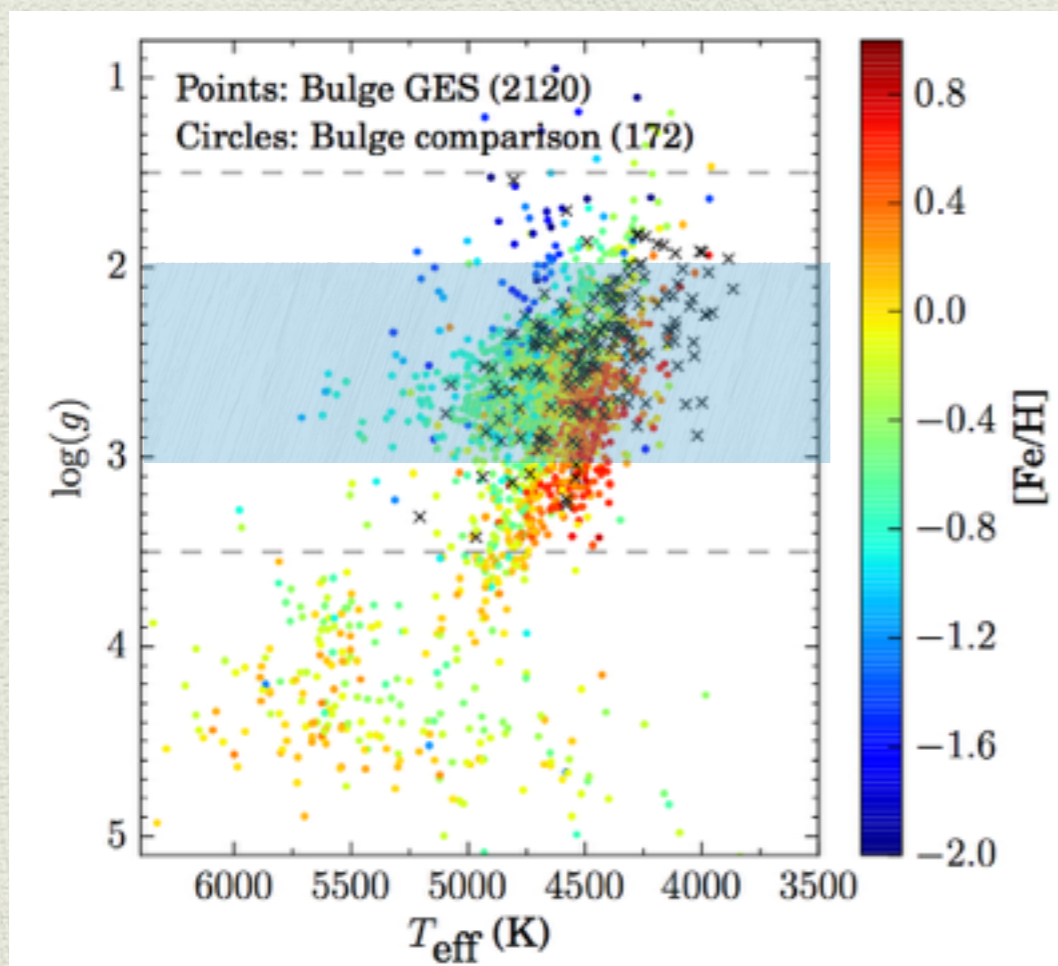

The halo: SUMMARY



- (Very) small contribution of dwarf galaxies to inner halo formation $< 10\%$
- Previous estimation (Jackson-Jones et al. 2015) using global $[\alpha/\text{Fe}]$ of DR1 $\sim 28\%$, compatible with our estimation using one element only
- In agreement with estimations using RR-lyrae photometry Fiorentino et al. (2015)

Why « anomalous » low- α stars ?

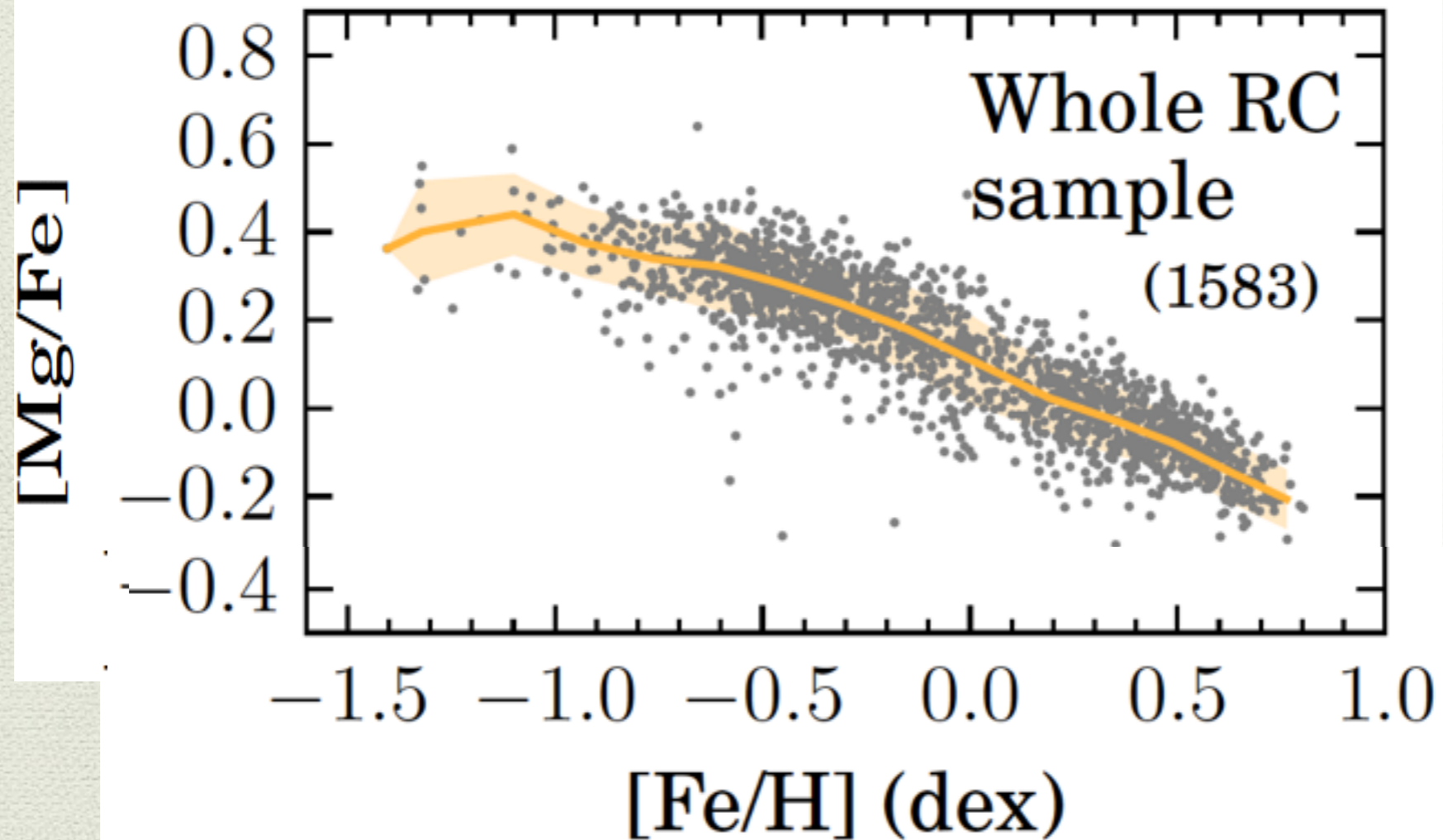

The bulge



Rojas-Arriagada et al. (2016, submitted)

Why « anomalous » low- α stars ?

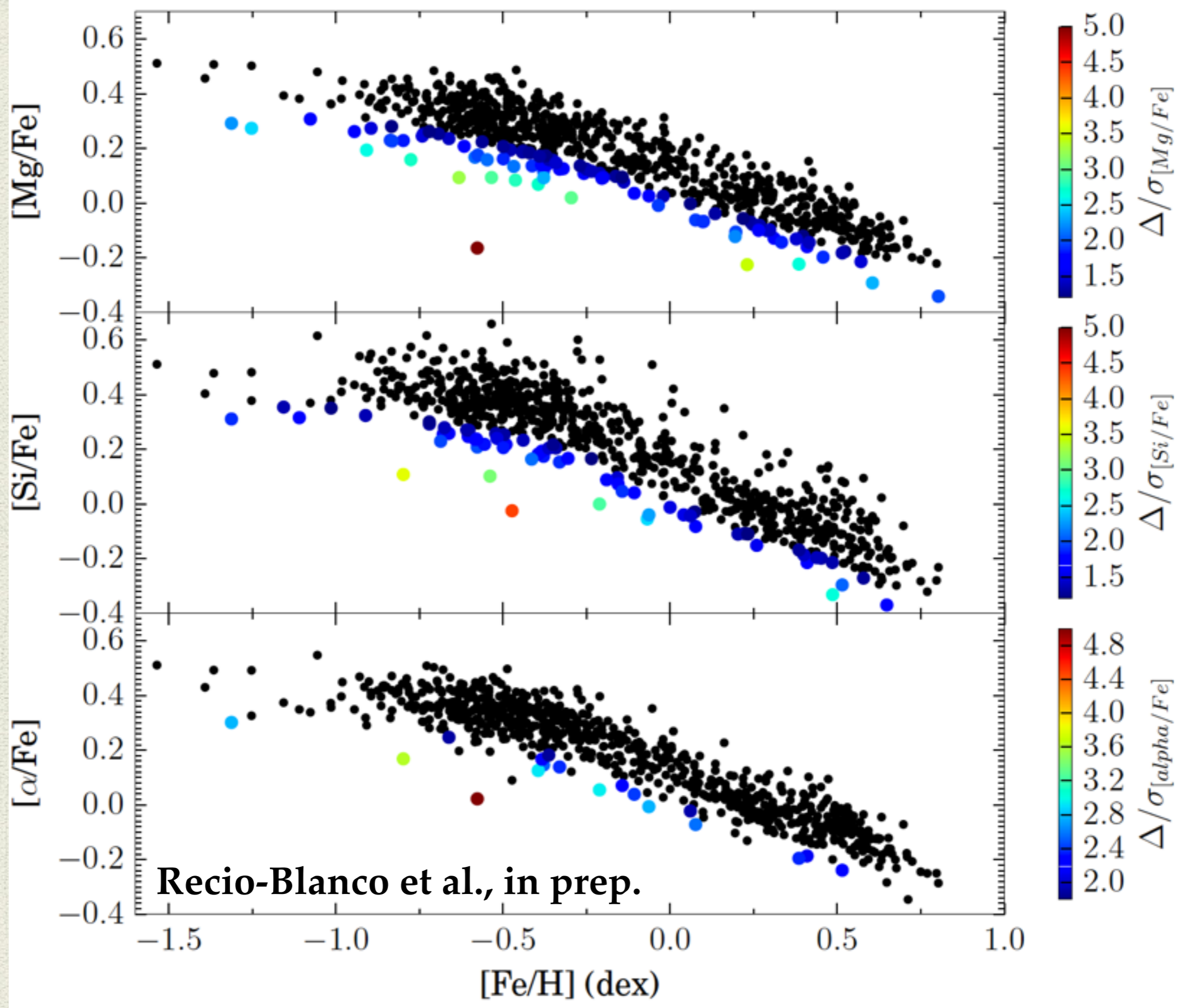
The bulge



How homogeneous is this sequence?

Is there any substructure?


Is there a single evolutionary path or more?



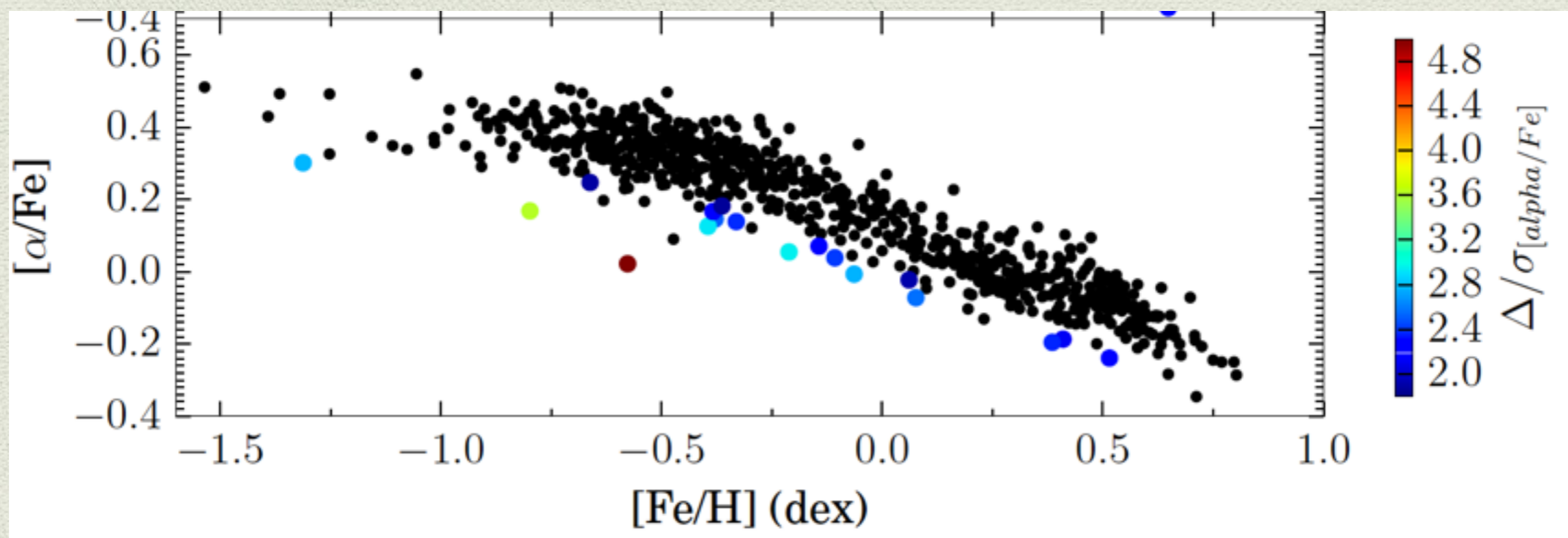
Recio-Blanco et al., in prep.

Why « anomalous » low- α stars ?

The bulge



2% of stars with $[\alpha/\text{Fe}]$ lower than the standard values with underabundances > 2 sigma



Why « anomalous » low- α stars ?

The bulge



2% of stars with $[\alpha/\text{Fe}]$ lower than the standard values with underabundances > 2 sigma

cname	T_{eff}	$\log g$	$[\text{Fe}/\text{H}]$	$[\text{Mg}/\text{Fe}]$	$[\text{Si}/\text{Fe}]$	$[\text{Al}/\text{Fe}]$	$\Delta/\sigma[\alpha/\text{Fe}]$	setup configuration
18034317-3006349	4819 ± 95	2.65 ± 0.35	-0.38 ± 0.02	0.12 ± 0.06	0.17 ± 0.05	0.23 ± 0.06	2.5	HR10,HR21
18032412-3003001	4674 ± 36	2.39 ± 0.14	-0.66 ± 0.03	0.24 ± 0.02	0.26 ± 0.02	0.26 ± 0.08	2.0	HR10,HR21
17534571-4105165	4354 ± 37	2.06 ± 0.24	-0.39 ± 0.02	0.07 ± 0.06	0.18 ± 0.02	0.49 ± 0.04	2.9	HR21
17553025-4106299	4606 ± 168	2.70 ± 0.26	-0.58 ± 0.02	-0.16 ± 0.08	0.21 ± 0.08	0.34 ± 0.02	5.3	HR21
17562638-4129329	4561 ± 53	2.45 ± 0.42	-0.33 ± 0.05	0.12 ± 0.08	0.15 ± 0.07	0.13 ± 0.09	2.4	HR21
17571064-4145311	4959 ± 87	2.74 ± 0.50	-0.38 ± 0.08	0.14 ± 0.02	0.19 ± 0.07	0.22 ± 0.05	2.2	HR21
17571166-4128521	4553 ± 49	2.55 ± 0.28	-0.06 ± 0.05	0.02 ± 0.09	-0.04 ± 0.06	0.12 ± 0.02	2.8	HR21
17573538-4136125	4809 ± 72	2.48 ± 0.24	-0.80 ± 0.02	0.23 ± 0.02	0.11 ± 0.09	0.16 ± 0.03	3.6	HR21
17582234-3449464	4560 ± 150	2.51 ± 0.59	0.07 ± 0.04	-0.06 ± 0.08	-0.08 ± 0.02	0.22 ± 0.14	2.6	HR21
18030869-2956389	4607 ± 105	2.78 ± 0.45	-0.11 ± 0.07	0.03 ± 0.09	0.04 ± 0.03	0.27 ± 0.04	2.4	HR21
18033088-3003563	4551 ± 43	2.71 ± 0.08	0.41 ± 0.02	-0.16 ± 0.05	-0.21 ± 0.02	0.00 ± 0.03	2.1	HR21
18035188-3005558	4574 ± 65	2.86 ± 0.28	-0.21 ± 0.08	0.11 ± 0.02	0.00 ± 0.09	0.21 ± 0.03	3.0	HR21
18233838-3413015	4625 ± 64	2.98 ± 0.29	0.38 ± 0.07	-0.22 ± 0.03	-0.17 ± 0.02	-0.08 ± 0.04	2.4	HR21
18244002-2449329	5000 ± 216	2.83 ± 0.52	-1.31 ± 0.08	0.29 ± 0.03	0.31 ± 0.02	—	2.8	HR21
18250175-2514127	4463 ± 91	2.79 ± 0.08	0.51 ± 0.02	-0.18 ± 0.08	-0.29 ± 0.04	0.02 ± 0.02	2.3	HR21
18251816-2529497	4663 ± 45	2.78 ± 0.37	-0.36 ± 0.07	0.16 ± 0.04	0.20 ± 0.03	—	2.0	HR21
18352178-2659169	4636 ± 57	2.85 ± 0.33	0.06 ± 0.03	0.00 ± 0.02	-0.04 ± 0.04	0.17 ± 0.06	2.0	HR21
18360308-2716364	4664 ± 36	2.43 ± 0.28	-0.14 ± 0.06	0.09 ± 0.03	0.04 ± 0.08	0.25 ± 0.07	2.2	HR21

Why « anomalous » low- α stars ?

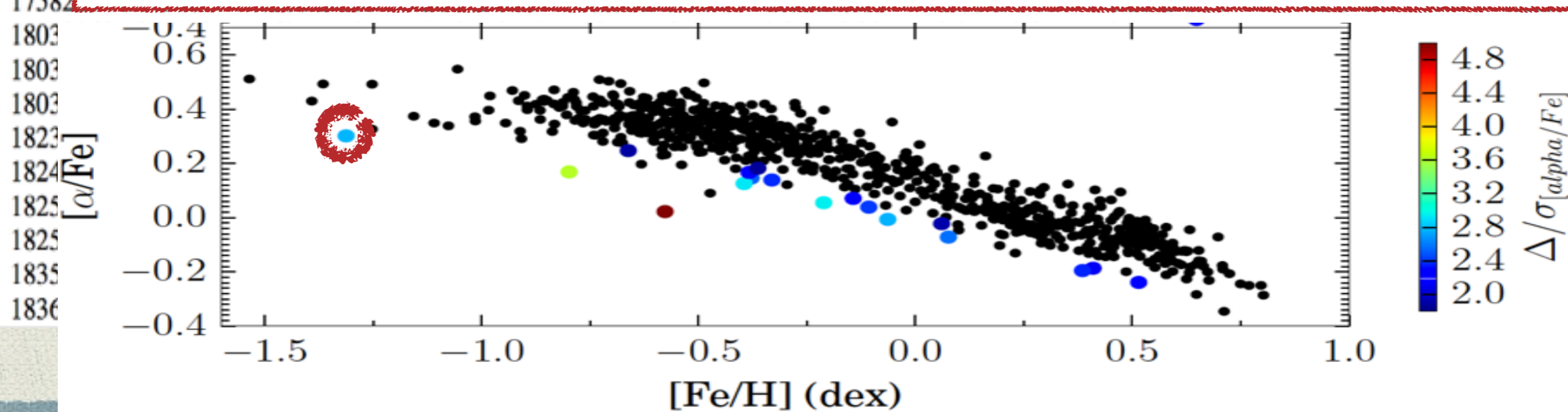
The bulge



2% of stars with $[\alpha/\text{Fe}]$ lower than the standard values with underabundances > 2 sigma

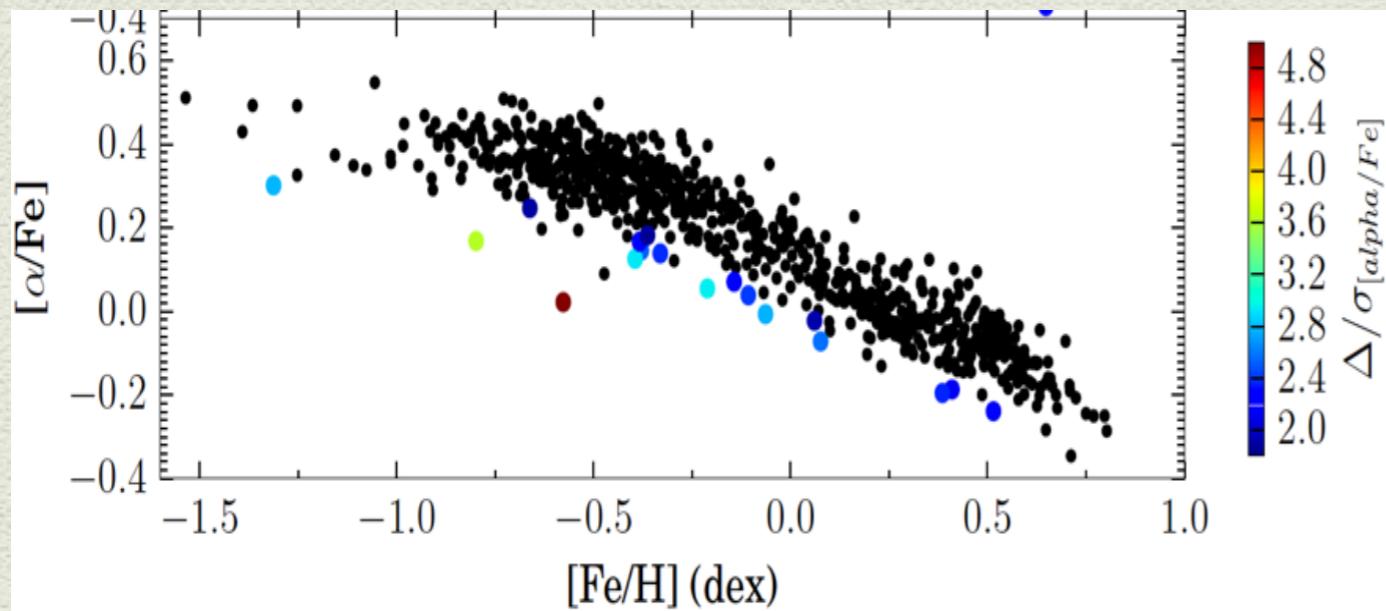
cname	T_{eff}	$\log g$	$[\text{Fe}/\text{H}]$	$[\text{Mg}/\text{Fe}]$	$[\text{Si}/\text{Fe}]$	$[\text{Al}/\text{Fe}]$	$\Delta/\sigma_{[\alpha/\text{Fe}]}$	setup configuration
18034317-3006349	4819 ± 95	2.65 ± 0.35	-0.38 ± 0.02	0.12 ± 0.06	0.17 ± 0.05	0.23 ± 0.06	2.5	HR10,HR21
18032412-3003001	4674 ± 36	2.39 ± 0.14	-0.66 ± 0.03	0.24 ± 0.02	0.26 ± 0.02	0.26 ± 0.08	2.0	HR10,HR21
17534571-4105165	4354 ± 37	2.06 ± 0.24	-0.39 ± 0.02	0.07 ± 0.06	0.18 ± 0.02	0.49 ± 0.04	2.9	HR21
17553025-4106299	4606 ± 168	2.70 ± 0.26	-0.58 ± 0.02	-0.16 ± 0.08	0.21 ± 0.08	0.34 ± 0.02	5.3	HR21

Two stars in Baade's Window: agreement with $[\text{Mg}/\text{Fe}]$ estimations of Hill et al. (2011)

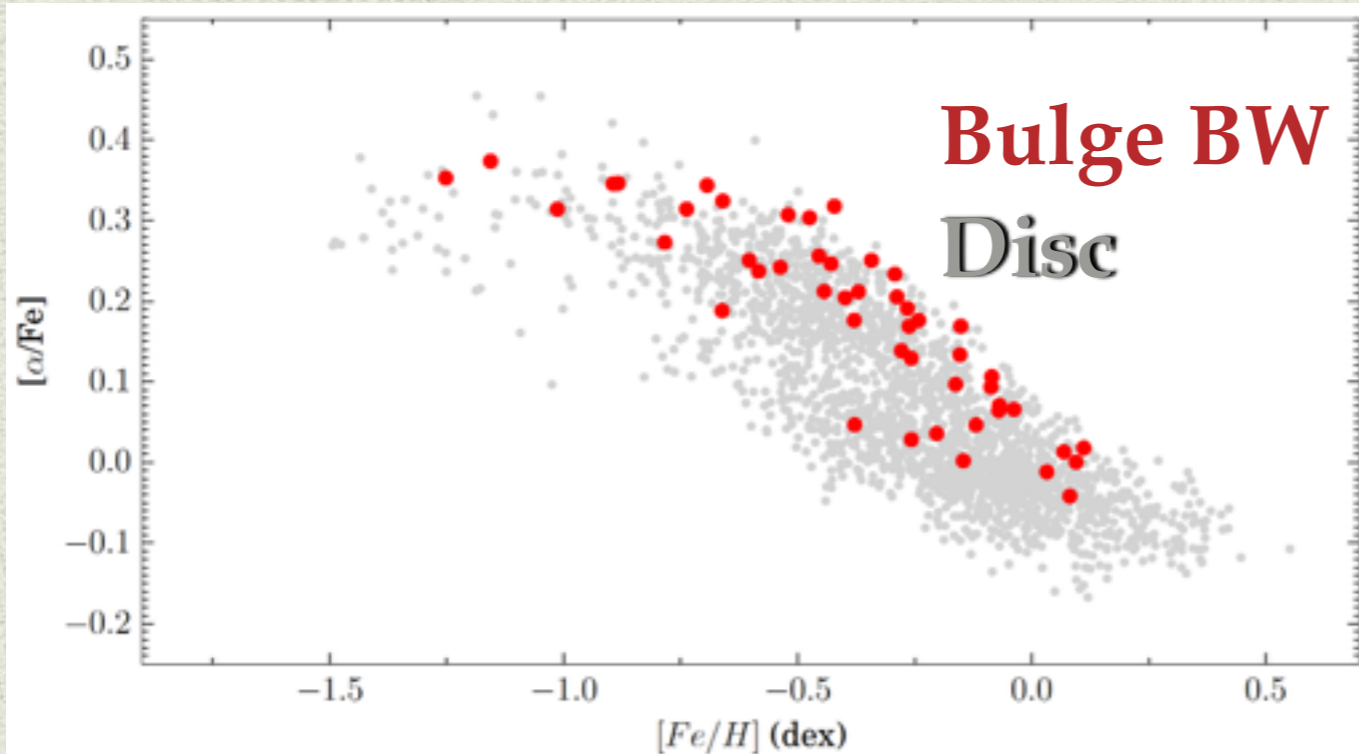


Why « anomalous » low- α stars ?

The bulge



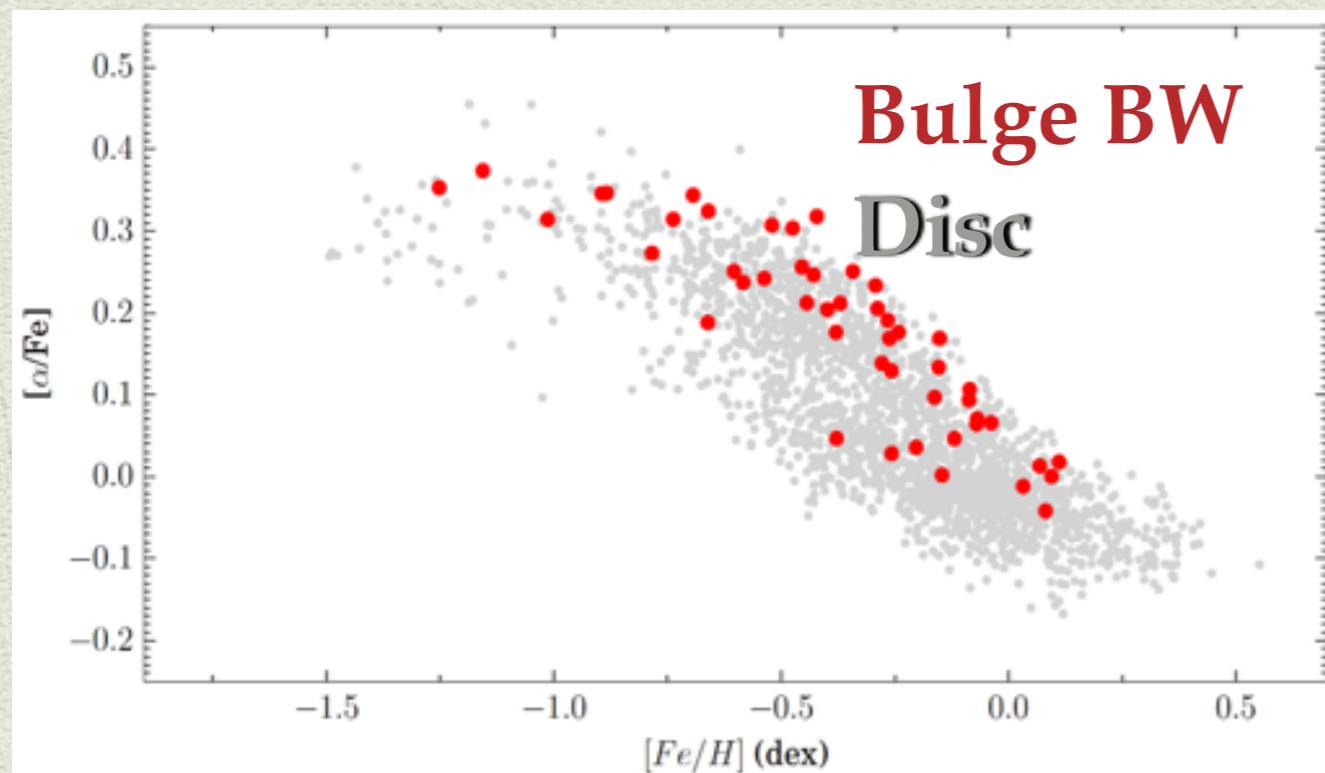
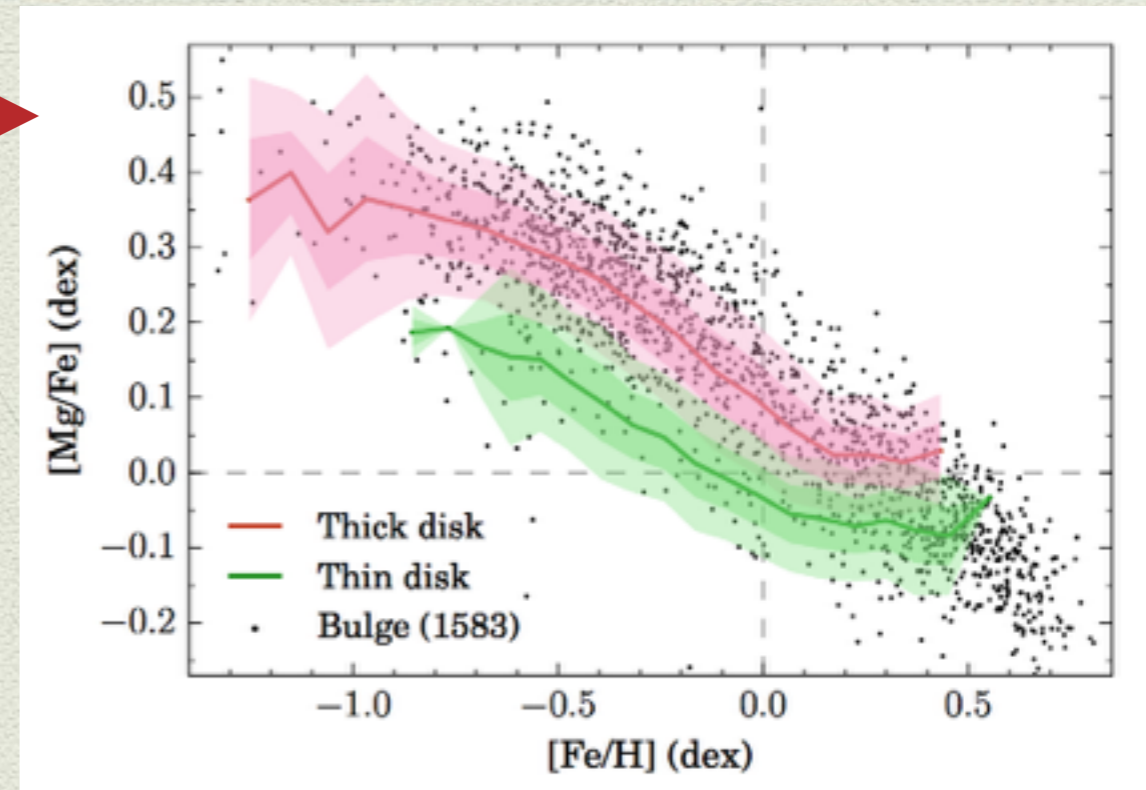
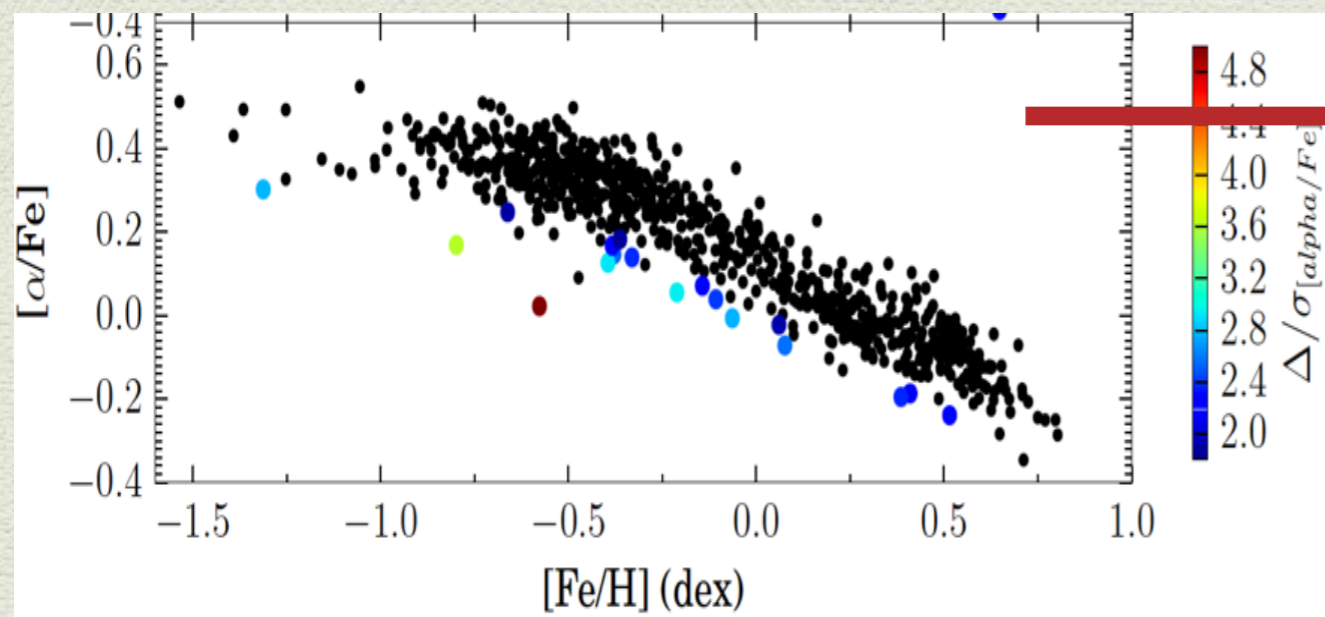
General bulge sample in HR21 (only Mg and Si)



Baade's Window sample in HR21+HR10
~40 stars with three alpha-elements (Mg, Si and Ca)

Why « anomalous » low- α stars ?


The bulge



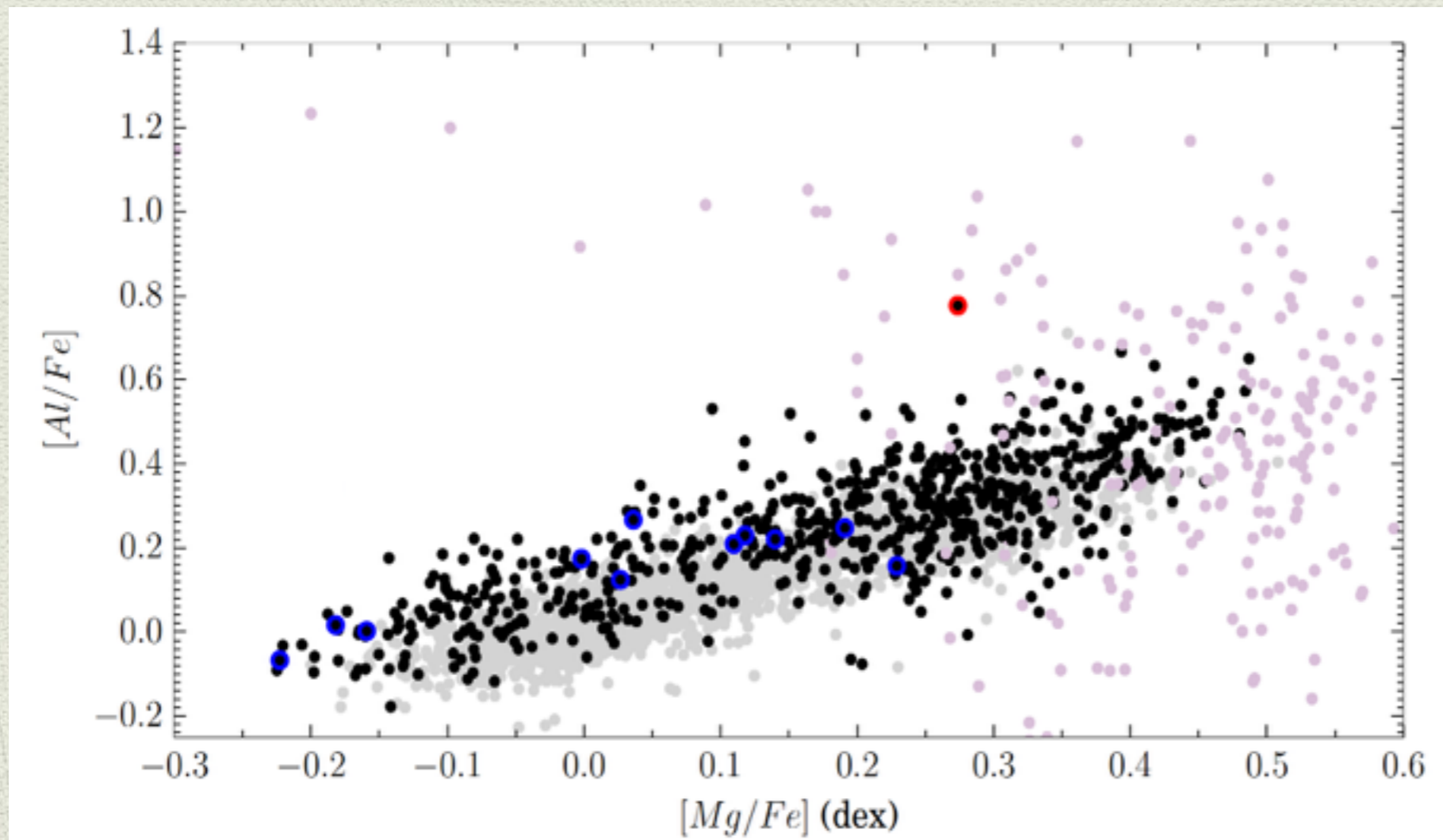
Not a single $[\alpha/\text{Fe}]$ -sequence?
What about globular clusters contribution?

Why « anomalous » low- α stars ?

The bulge




Looking for Al-Mg anticorrelation signature of Globular Cluster *escapées* stars ... one star!



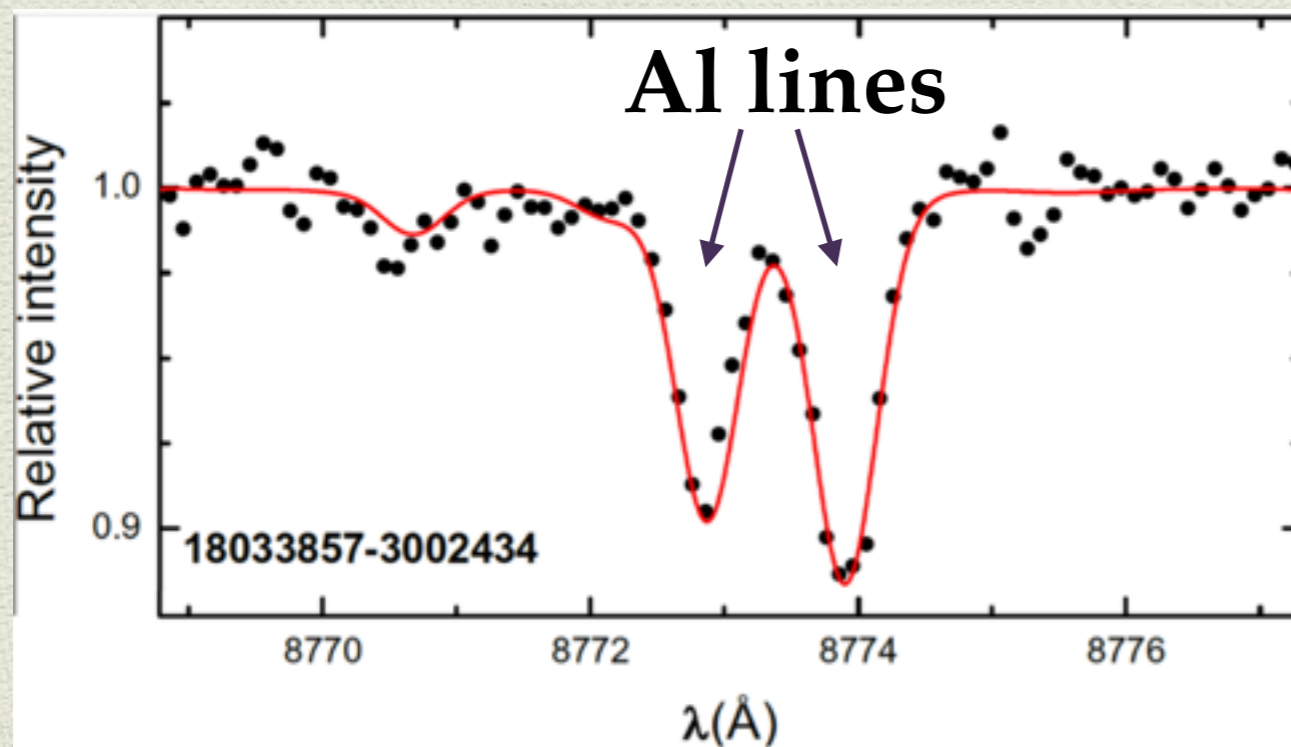
Most low- α stars have typical disc [Al/Mg] ratios

Why « anomalous » low- α stars ?

The bulge




Looking for Al-Mg anticorrelation signature of Globular Cluster *escapées* stars ... **one star!**



- Clean normalisation & sky subtraction
- Al-rich and Mg-poor (but not Si-poor or Ca-poor)

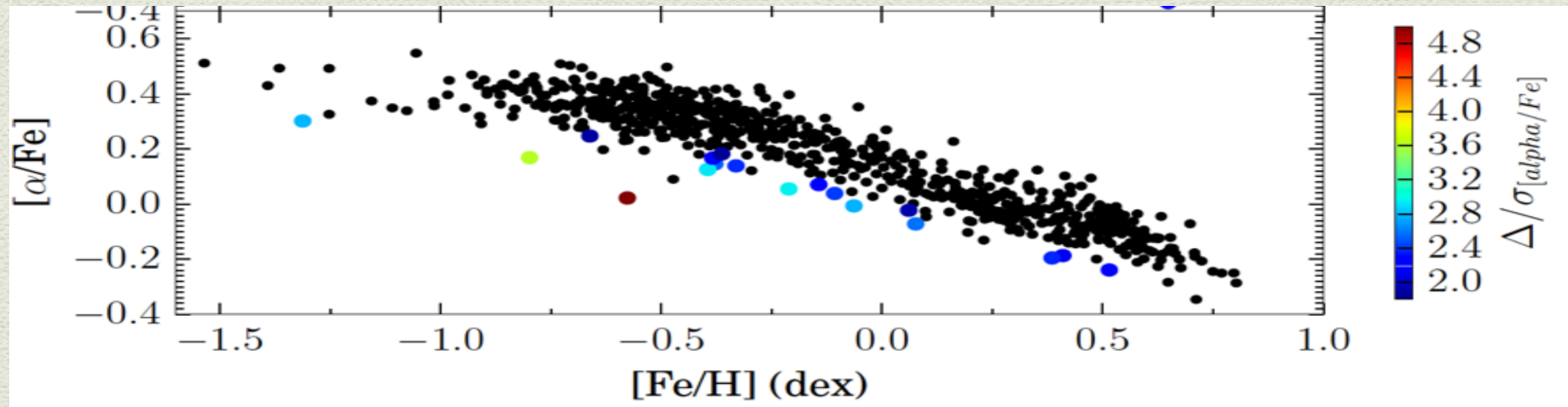
cname	T_{eff}	$\log g$	[Fe/H]	[Mg/Fe]	[Si/Fe]	[Al/Fe]	$\Delta/\sigma[\alpha/\text{Fe}]$	setup configuration
18033857-3002434	4869 ± 130	2.66 ± 0.38	-1.25 ± 0.03	0.27 ± 0.03	0.38 ± 0.07	0.78 ± 0.03	2.0	HR10,HR21

Why « anomalous » low- α stars ?



The bulge: SUMMARY

Recio-Blanco et al., in prep.



- Evidence of low- α stars in the bulge
- Evidence of possible globular clusters contribution (in agreement with Schiavon et al. (2016))
- Reinforces the picture of a composite nature of the Bulge

Why « anomalous » low- α stars ?



General considerations on data

- Individual abundances measurements have several (complex!) sources of errors
- To look for outliers and substructure it is important:
 1. to combine / crosscheck several measurements
 2. to consider several elements of the same « family »
 3. no to rely on data-driven methods (that work in a closed environnement of knowledge)

IAU Symposium 330

Organised by the Observatoire de la Côte d'Azur

Astrometry and Astrophysics in the Gaia sky

24 - 28 April 2017, Nice, France



LOC

P. de Laverny
(Chair, OCA)
M. Delbo
V. Hill
T. Lanz
F. Mignard
S. Rousset
M. Schultheis
L. Amen (CNES)

SOC

A. Reclot-Blanco (Chair, OCA, France)
A. Brown (co-chair, The Netherlands)
T. Prusti (co-chair, ESA)
K. Cunha (Brazil)
G. De Silva (Australia)
G. Gilmore (UK)
N. Gouda (Japan)
S. Klioner (Germany)
T. Mishenina (Ukraine)
B. Reddy (India)
G. Tancredi (Uruguay)
P. Tanga (France)
D. Vokrouhlický (Czech Republic)
P. Whitelock (South Africa)
N. Zacharias (USA)
M. Zoccali (Chile)



First IAU Symposium of the Gaia era

- IAU grants deadline: 1st Nov.
- Abstracts deadline: 4th Dec.

Rendez-vous in the
French Côte d'Azur
next spring !!

